

State of Washington
Joint Legislative Audit & Review Committee (JLARC)



**Review of Boards and Commissions:
Pre-Audit**

Report 08-13

Revised December 16, 2008

*Upon request, this document is available in
alternative formats for persons with disabilities.*

Joint Legislative Audit and Review Committee

1300 Quince St SE

PO Box 40910

Olympia, WA 98504

(360) 786-5171

(360) 786-5180 Fax

www.jlarc.leg.wa.gov

Committee Members

Senators

Janéa Holmquist

Jeanne Kohl-Welles

Eric Oemig

Linda Evans Parlette, *Asst. Secretary*

Cheryl Pflug

Craig Pridemore

Phil Rockefeller, *Chair*

Joseph Zarelli

Representatives

Gary Alexander, *Vice Chair*

Glenn Anderson

Ross Hunter, *Secretary*

Troy Kelley

Dan Kristiansen

Kelli Linville

Dan Roach

Deb Wallace

Legislative Auditor

Ruta Fanning

Audit Authority

The Joint Legislative Audit and Review Committee (JLARC) works to make state government operations more efficient and effective. The Committee is comprised of an equal number of House members and Senators, Democrats and Republicans.

JLARC's non-partisan staff auditors, under the direction of the Legislative Auditor, conduct performance audits, program evaluations, sunset reviews, and other analyses assigned by the Legislature and the Committee.

TABLE OF CONTENTS

Report Overview and Legislative History	1
Inventory of Existing Boards and Commissions.....	5
Selecting Entities for Further Review.....	9
Approach One: Review Boards and Commissions With Little Activity.....	10
Approach Two: Review Boards and Commissions With a High Impact on State Resources.....	13
Approach Three: Review Boards and Commissions That Adjudicate or License	16
Approach Four: Review Boards and Commissions by Topic Area	19
Next Steps	23
Appendix 1 – Inventory of Existing Boards and Commissions	25
Appendix 2 – Statute Summary	57
Appendix 3 – Review of Other States.....	61

REPORT OVERVIEW AND LEGISLATIVE HISTORY

Report Overview

JLARC has prepared this pre-audit report on boards and commissions at the direction of the Legislature in the 2008 Supplemental Operating Budget (ESHB 2687). The report begins with some key legislative history regarding the general tracking and review of boards and commissions. The report then addresses the first part of the legislative directive, which is to provide a list of existing boards and commissions in the state.

The second part of the legislative directive is to identify criteria for selecting entities for further review. The report identifies four potential approaches for undertaking a more systematic evaluation of certain boards and commissions. Under these approaches, the Legislature could choose to focus on boards and commissions:

- 1) With little activity;
- 2) With a high impact on state resources;
- 3) That license or adjudicate; and/or
- 4) That operate within a particular topic area.

The report provides estimates of staff needed to complete the reviews. It also provides an option for JLARC to collect new data on boards and commissions.

The report concludes with potential next steps to follow this pre-audit.

Legislative History

Over the years, the Legislature has considered numerous bills dealing with specific boards or commissions and bills dealing with boards and commissions more generally. This section provides a history of some key legislation leading up to the 2008 mandate for JLARC to conduct this pre-audit on boards and commissions. More detail on these statutes appears in Appendix 2.

1977 – OFM to Maintain a List of Boards and Commissions

The Legislature directed the Office of Financial Management (OFM) to compile, and revise within 90 days after the beginning of each biennium, a list of all permanent and temporary, statutory and non-statutory boards, commissions, councils, committees, and other groups of similar nomenclature that are established by the executive, legislative, or judicial branches of state government and whose members are eligible to receive travel expenses for their meetings (RCW 43.88.505).

For each board and commission, the OFM list is to provide information about:

- The legal authorization for creation of the group;
- The number of members and the appointing authority;
- The number of meetings in the previous biennium;

- A summary of the group's primary responsibilities; and
- The source of funding for the group.

1987 – OFM to Prepare Sunrise Notes to the Legislature

In 1987, the Legislature directed OFM to prepare sunrise notes concerning the creation of new boards and commissions. According to statute, sunrise notes must be prepared for all executive and agency request legislation that creates new boards and commissions (RCW 43.133.050). The sunrise notes shall include: purpose and expected impact; powers and duties; potential duplications; and other relevant information related to the need for the board or commission (RCW 43.133.040).

1994 – Governor to Review Existing Boards and Commissions/OFM Approval Needed to Establish New Ones

The Legislature revisited boards and commissions more generally in 1994, establishing new oversight roles for the Governor and OFM. The Legislature declared its purpose in doing so as follows:

The Legislature declares there has been an excessive proliferation of boards and commissions within state government. These boards and commissions are often created without legislative review or input and without an assessment of whether there is a resulting duplication of purpose or process. Once created, they frequently duplicate the duties of existing governmental entities, create additional expense, and obscure responsibility. It has been difficult to control the growth of boards and commissions because of the many special interests involved. Accordingly, the Legislature establishes the process in this chapter to eliminate redundant and obsolete boards and commissions and to restrict the establishment of new boards and commissions. (1994 ESHB 2676, Section 872).

For existing boards and commissions, the legislation directed the Governor to review and submit to the Legislature every odd-numbered year a report recommending which boards and commissions should be terminated or consolidated (RCW 43.41.220). The Governor also has the option to recommend the transfer of duties and obligations from a board or commission to another existing state entity. Excused from this review are boards or commissions established under (1) Constitutional mandate; (2) court order or rule; (3) requirement of federal law; or (4) requirement as a condition of the state or a local government receiving federal financial assistance (RCW 43.41.230).

The 1994 legislation included a set of criteria for the Governor to use in completing these regular reviews, including:

- Consideration of whether the mission of the board or commission has been completed or ceased to be critical;
- The impact on state revenues if a board or commission were to be terminated or consolidated; and
- Whether the work done by the entity could effectively be done by another party. (RCW 43.41.220(3)).

With the exception of new boards established in or required by statute, the 1994 legislation provided that new boards or commissions may not be established without the express approval of the director of OFM. The legislation also provides a list of criteria the director is to consider when acting on a request to establish a new board or commission. The criteria include whether approval is critical to public safety, health, or welfare or to the effectiveness of state government; and if approval will not result in duplication of the work or responsibilities of another agency (RCW 43.41.240 -250).

Since the 1994 enactment, the Governor’s recommendations regarding termination or consolidation of boards or commissions have come to the Legislature in the form of request legislation. As shown in Exhibit 1, the Legislature has acted on some of this legislation, resulting in the termination of 135 entities and the consolidation of 33 boards and commissions into 10. In some cases the governor has submitted legislation that the Legislature did not enact.

Exhibit 1 – Many Boards have been Terminated or Consolidated by the Legislature Since the 1994 Bill

Biennium	Bill Number	# Terminated	# Consolidated
1994	ESHB 2676	30	13 (19 into 6)
1995	ESHB 1107	31	10 (14 into 4)
1999	SHB 1251	47	--
2001	SSB 5401	18	--
2003	SHB 1213	9	--
Total:		135	23 (33 into 10)

Source: Final Bill Reports.

2007 – Governor Proposes Shifting Review Responsibility to JLARC

In the 2007 Legislative Session, the Governor requested a shift of the responsibility for the review of boards and commissions from the Governor’s Office to JLARC (SSB 6021/HB 2235). By law, JLARC studies must be conducted in accordance with auditing standards and reporting requirements. Therefore, a fiscal note for these bills found that a comprehensive JLARC review of 500 boards and commissions under these standards would cost approximately \$3.2 million over six years and require up to four additional staff. The bills did not pass.

2008 – Legislature Requests JLARC Boards and Commissions Pre-Audit

In the 2008 Supplemental Operating Budget (ESHB 2687), the Legislature directed JLARC to prepare this pre-audit report on boards and commissions. The legislative directive included two key parts:

- Creating an inventory of existing boards and commissions; and
- Providing the Legislature with alternative approaches it could use to select entities for further review. This part also provides cost and schedule options for each approach and an option for JLARC to collect new data on boards and commissions.

INVENTORY OF EXISTING BOARDS AND COMMISSIONS

This section provides a definition of boards and commissions, a description of the method JLARC used for conducting this inventory on existing boards and commissions, and a discussion on data quality and limitations. A list of all boards and commissions by topic area can be found in Appendix 1.

Groups Excluded From the JLARC Inventory

For the purpose of this study, the JLARC inventory focuses on executive branch groups and *excludes* groups that fall into the following three categories:

- **Groups that are temporary** – The inventory excludes temporary groups. The Legislature and the Governor sometimes create “blue ribbon commissions” or task forces to study a certain issue, prepare a report, and then disband. Two examples are the Blue Ribbon Commission on Transportation and the Blue Ribbon Commission on Health Care Costs and Access.
- **Judicial boards and commissions** – The inventory excludes boards, commissions, and other groups that operate solely in the judicial branch of government. Two examples are the Board for Judicial Administration Best Practices Committee and the Supreme Court Budget Committee.
- **Legislative Groups** – The inventory excludes boards, commissions, and other groups that operate solely in the legislative arena. These may be temporary in nature, such as an interim legislative task force. Two examples are the Joint Administrative Rules Committee and the Western States Legislative Forestry Task Force.

How Did JLARC Inventory Existing Boards and Commissions?

At the beginning of this project, no single list identified all of Washington’s boards and commissions. JLARC compiled an inventory of existing boards and commissions by comparing data from several sources. The sources are as follows:

- OFM Boards and Commissions Reports from 2005 and 2007
 - The 2005 report contains all boards and commissions that responded to the OFM survey;
 - The 2007 report contains boards and commissions that responded to the OFM survey and whose members were eligible for travel expenses.

- List of boards and commissions where the Governor appoints members maintained by the Governor's Office;
- List of boards and commissions that include legislators as members maintained by legislative staff; and
- Audit information from the State Auditor's Office.

In addition, JLARC staff conducted research utilizing statutory search tools that identified additional boards and commissions. There are 70 entities on the compiled list not included in the OFM 2005 and 2007 reports.

Existing Data Has Limitations

The JLARC inventory represents the best currently available data, but should not be considered exhaustive. In addition, information on the list will change over time as new entities are added, terminated, or consolidated. The data may also not be current, given that some information was collected in 2005 by OFM.

Out of the 470 boards and commissions JLARC identified, 400 have some detailed information. This includes information about number of meetings and operating costs per biennium provided by entities that responded to the OFM surveys. The OFM lists do not contain boards or commissions that were created in 2007 or later.

JLARC supplemented the OFM lists with a review of the other sources listed previously. In some cases where information was not available through the OFM reports, JLARC attempted to gather through an online survey. JLARC received nine out of 19 responses to an online survey.

The data are also limited by the issues inherent in self-reporting. Data reliability and validity depend on the survey respondent and survey methodology. JLARC did not validate meeting and operating costs per biennium data, which were reported by individual boards and commissions. If the Legislature were to choose one of the approaches that follows this section, JLARC's first step would be to confirm the validity of the data gathered by OFM.

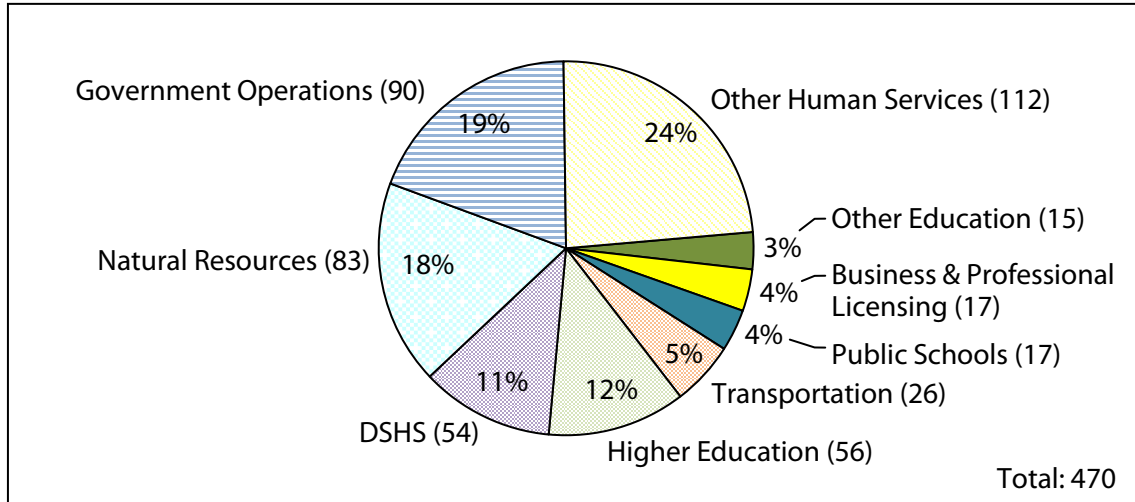
Summary of the List of Boards and Commissions JLARC Identified

A detailed list of boards and commissions by topic area can be found in Appendix 1. However, we summarize information from that list in Exhibits 2, 3, and 4. Exhibit 2 displays the distribution of boards and commissions by topic area. Exhibit 3 shows the distribution of boards and commissions by the most recent biennial operating costs reported to OFM. Note, not all entities reported their costs to OFM. Exhibit 4 shows that 65 percent of boards and commissions have a specific enabling statute.

JLARC used LEAP budget categories to develop the topic areas and reviewed statute to determine which topic area was most appropriate for each board or commission. Information on year created, cost, meetings, and specific enabling statutes is provided where available. Health Licensing Boards are included in the Other Human Services topic area.

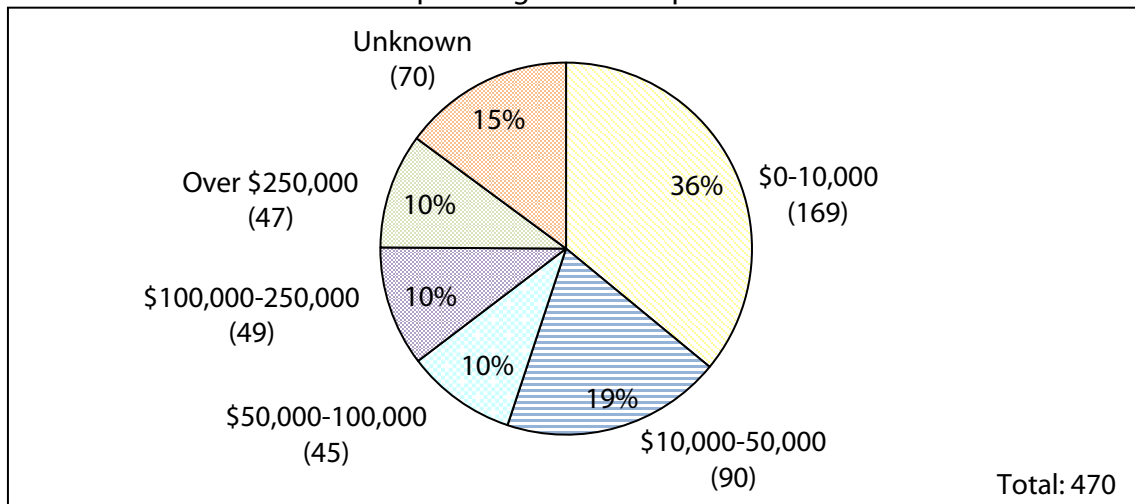
Inventory of Existing Boards and Commissions

Exhibit 2 – Boards and Commissions by Topic Area



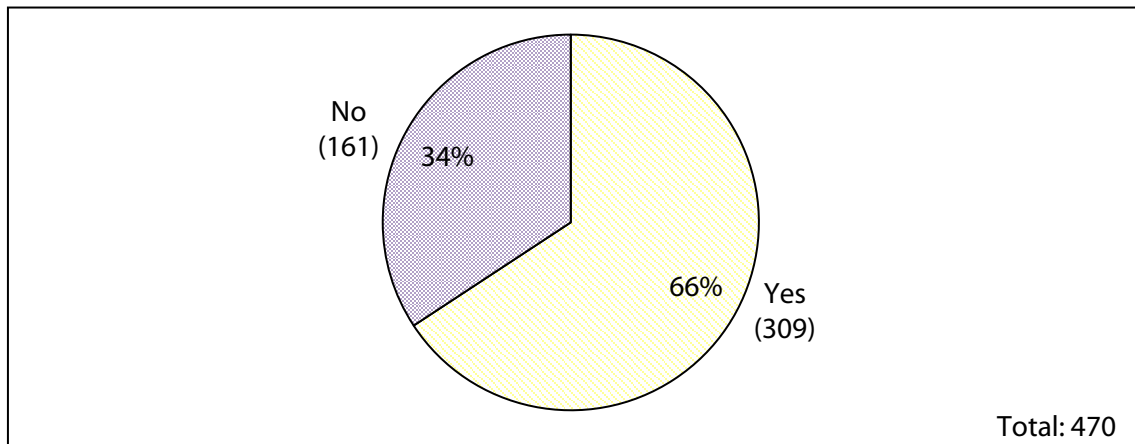
Source: JLARC analysis of agency data.

Exhibit 3 – Boards and Commissions Most Recent Biennial Operating Cost as Reported to OFM



Source: JLARC analysis of agency data.

Exhibit 4 – Does the Board or Commission Have a Specific Enabling Statute?



Source: JLARC analysis of agency data.

Inventory of Existing Boards and Commissions

SELECTING ENTITIES FOR FURTHER REVIEW

While there are many possible approaches to selecting boards and commissions for review, this section of the report outlines four approaches that the Legislature could choose for a more systematic review of certain boards and commissions. The four approaches were developed through a review of statute and a review of the methods used in other states. Estimated staff and timelines are provided for each approach. In addition, at the end of the chapter is an option for JLARC to collect new data on boards and commissions to improve and validate the information available.

The staff estimates do not necessarily require additional JLARC staff. This will depend on how quickly the Legislature would like to complete the reviews. The biennial JLARC work plan could include these as a priority to be done by existing staff. This would, however, reduce the number of new studies and audits legislatively mandated each year.

Methods for Selecting Entities in Other States

A review of approaches to evaluating boards and commissions in other states found a variety of methods for selecting entities for review (Appendix 3). JLARC found six states that had reviewed boards and commissions. Texas and Florida use a sunset process while the Legislature chooses which entities will be reviewed in Virginia. In Arizona, all regulatory boards and commissions are reviewed. In Colorado, some audit reviews are required by statute, others are conducted at the discretion of the state auditor. Maine identifies opportunities for potential cost savings for boards and commissions every biennium.

Four Approaches to Selecting Entities for Further Review

Overview

The four approaches are as follows:

1. Review boards and commissions with little activity.
2. Review boards and commissions with a high impact on state resources.
3. Review boards and commissions that adjudicate or license.
4. Review boards and commissions by topic area.

Each Approach contains five elements which are described below:

Focus: What is the focus of the approach?

Selection Process: How will entities be selected for review?

Potential Boards and Commissions Selected: What types of entities could be selected for review?

Review Process: What will the review look like? Reviews could be brief and informational or they could be comprehensive performance reviews examining efficiency and effectiveness. For example, the Legislature could explore a variation of the sunset reviews JLARC currently conducts pursuant to Chapter 43.131 RCW. Sunset reviews consider whether an entity is

complying with legislative intent; operating efficiently; reaching expected performance goals and targets; and duplicating activities performed by another agency or the private sector.

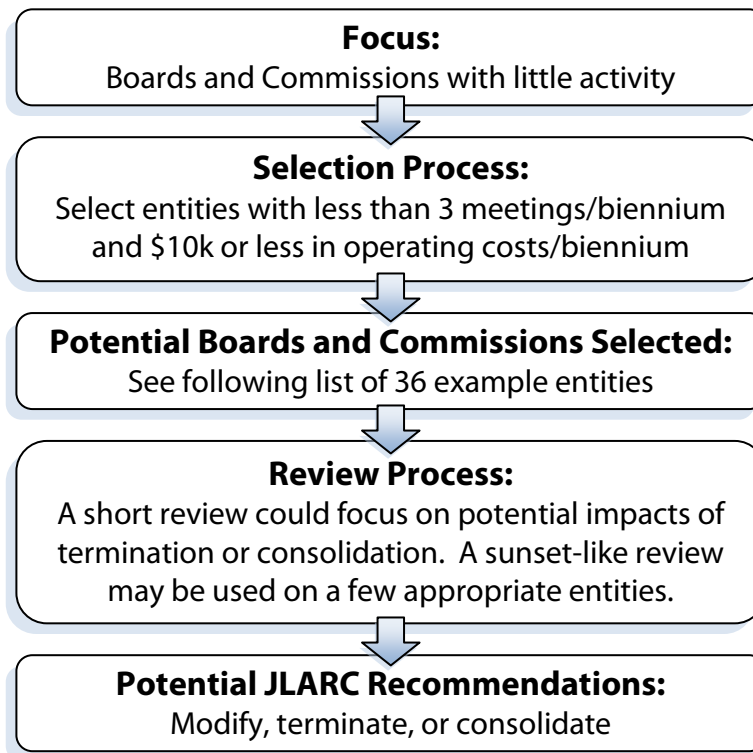
Potential Recommendations: JLARC may issue recommendations to modify, terminate, or consolidate boards and commissions.

Approach One: Review Boards and Commissions With Little Activity

The Legislature would choose this approach if it wanted to focus on boards and commissions with little activity. This approach would select entities that had less than three meetings per biennium and \$10,000 or less in biennial operating costs. JLARC assumes that entities must have been at least two years old at the time OFM requested the data. The review could focus on potential impacts of termination or consolidation and the board or commission could be recommended for termination or consolidation. JLARC estimates this review would encompass about 36 boards and commissions.

Exhibit 5a displays how boards and commissions could be selected for further review using this approach. Exhibit 5b is the list of example entities that would be reviewed under this approach. Exhibit 5c displays the estimate of staff needed by the number of years it would take to complete reviews under each approach.

Exhibit 5a – Select Entities With Little Activity



Selecting Entities for Further Review

Exhibit 5b – Examples of Boards and Commissions With Little Activity
Based on Data Reported to OFM

<ol style="list-style-type: none"> 1. Acupuncture Ad Hoc Consulting Group 2. American Indian Endowed Scholarship Advisory & Selection Committee 3. Apiary Advisory Committee 4. Breast & Cervical Health Program Advisory Committee 5. Cancer Registry 6. Children & Family Services Oversight Committee, Region 6 7. Employment Law Advisory Committee 8. Enhancement Advisory Committee 9. Expert Panel on Infection Control 10. Family Literacy Advisory Committee 11. Forest Fire Advisory Board 12. Forest Stewardship Coordinating Committee 13. Foster Parent Advisory Committee 14. Hepatitis C Task Force 15. HIV Policy Collaborative 16. HIV/AIDS Education Program Review Panel 17. Land Bank Technical Advisory Committee 18. Life & Disability Insurance Guaranty Association 19. Midwifery Advisory Committee 	<ol style="list-style-type: none"> 20. Migratory Waterfowl Art Commission 21. Minority Initiative Advisory Committee 22. Onsite Wastewater Policy Advisory Committee 23. Onsite Wastewater Technical Review Committee 24. Orthotics & Prosthetics Advisory Committee 25. Puget Sound Salmon Commission 26. Reading First Advisory Committee 27. Scholars Advisory & Selection Committee 28. Seed Arbitration Committee 29. Self Insurance Insolvency Trust Board 30. South Coast Loan Board 31. Special License Plate Review Board 32. State Capacity for Disabilities Prevention Project Consultants 33. Title I Migrant Education Practitioners Committee 34. Title V Small Business Technical Assistance Compliance Advisory Panel 35. Water Works Operator Certification Advisory Committee 36. Work Study Advisory Committee
---	--

*Information on operating costs is self-reported by boards and commissions and has not been validated.

Exhibit 5c – Estimate of Staff Needed to Complete Reviews

	Entities With Little Activity (n=36)
If reviews are conducted in...	Number of staff needed
1 year	1 to 3
2 years	0.5 to 1.5
4 years	0.5 to 1
6 years	
8 years	
10 years	
12 years	

Source: JLARC analysis.

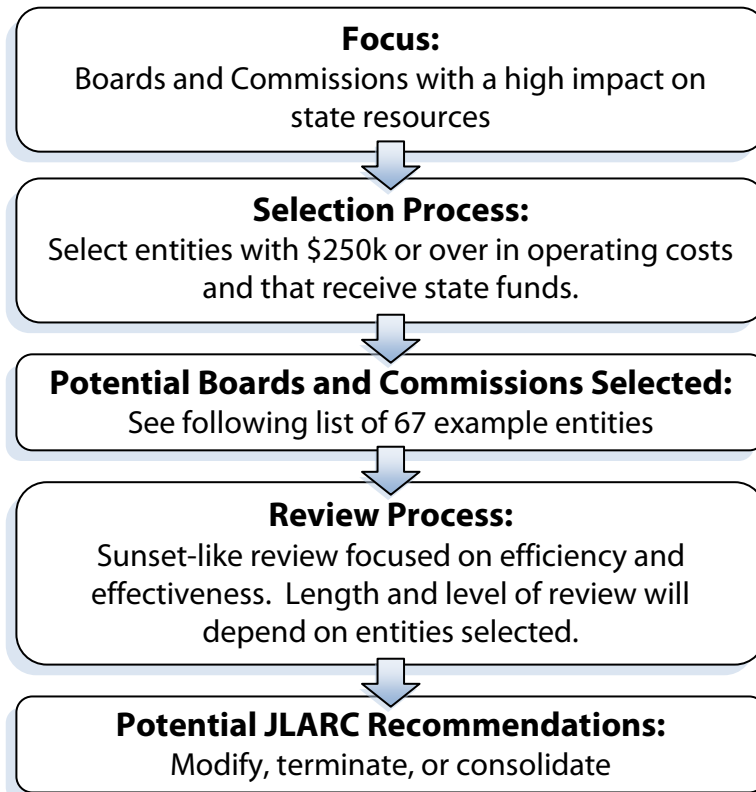
Approach Two: Review Boards and Commissions With a High Impact on State Resources

The Legislature would choose this approach if it wanted to focus on boards and commissions with a high impact on state resources. This approach would select entities with operating costs per biennium of \$250,000 or more. A sunset-like review could focus on efficiency and effectiveness and the entities may be recommended for modification, termination, or consolidation. JLARC estimates this review would encompass about 67 boards and commissions.

Exhibit 6a displays how boards and commissions could be selected for further review using this approach. Exhibit 6b is the list of example entities that would be reviewed under this approach. Exhibit 6c displays the estimate of staff needed by the number of years it would take to complete reviews under each approach.

Note: In some cases, a board or commission administers an entire state agency. Examples of such entities include the Liquor Control Board and the Fish and Wildlife Commission. The Legislature would need to distinguish whether the review should only encompass the board or commission itself or also the agency it administers.

Exhibit 6a – Select Entities With a High Impact on State Resources



Selecting Entities for Further Review

Exhibit 6b – Examples of Boards and Commissions With High Impact on State Resources Based on Data Reported to OFM

<p>37. Accountancy, Board of</p> <p>38. African American Affairs, Commission on</p> <p>39. Apple Commission</p> <p>40. Asian Pacific American Affairs, Commission on</p> <p>41. Barley Commission</p> <p>42. Building Code Council</p> <p>43. Central Puget Sound Growth Management Hearings Board</p> <p>44. Chiropractic Quality Assurance Commission</p> <p>45. Columbia River Gorge Commission</p> <p>46. Community Economic Revitalization Board</p> <p>47. Commute Trip Reduction Task Force</p> <p>48. Conservation Commission</p> <p>49. Coordinated Transportation, Agency Council on</p> <p>50. County Road Administration Board</p> <p>51. Dental Hygiene Examining Committee</p> <p>52. Dental Quality Assurance Commission</p> <p>53. Developmental Disabilities Council</p> <p>54. Disability Issues & Employment, Governor's Committee on</p> <p>55. Eastern WA Growth Management Hearings Board</p> <p>56. Economic & Revenue Forecast Council</p> <p>57. Education, State Board of</p> <p>58. Energy Facility Site Evaluation Council</p> <p>59. Finance Committee</p> <p>60. Fish & Wildlife Commission, WA</p> <p>61. Forensic Investigations Council (WA State Patrol)</p> <p>62. Forest Practices Board</p> <p>63. Gambling Commission</p> <p>64. Health Care Facilities Authority, WA</p> <p>65. Health, Board of</p> <p>66. Hispanic Affairs, Commission on</p> <p>67. Hop Commission</p> <p>68. Independent Living Council</p> <p>69. Industrial Insurance Appeals, Board of</p> <p>70. Institutional Review Board</p>	<p>72. Investment Board</p> <p>73. Law Enforcement Officers' & Fire Fighters' Plan 2 Retirement Board</p> <p>74. Liquor Control Board</p> <p>75. Marine Employees' Commission</p> <p>76. Massage, Board of</p> <p>77. Medical Quality Assurance Commission</p> <p>78. Nursing Care Quality Assurance Commission</p> <p>79. Olympic Community College Board of Trustees - Community College District #3</p> <p>80. Pension Policy, Select Committee on</p> <p>81. Pharmacy, Board of</p> <p>82. Physical Therapy, Board of</p> <p>83. Pilotage Commissioners, Board of</p> <p>84. Pollution Control Hearings Board</p> <p>85. Potato Commission</p> <p>86. Public Deposit Protection Commission</p> <p>87. Public Disclosure Commission</p> <p>88. Public Employment Relations Commission</p> <p>89. Public Works Board</p> <p>90. Radiologic Technologists Ad Hoc Committee</p> <p>91. Real Estate Appraiser Commission</p> <p>92. Real Estate Commission</p> <p>93. Registration for Professional Engineers & Land Surveyors</p> <p>94. Rehabilitation Council</p> <p>95. Sentencing Guidelines Commission</p> <p>96. Shorelines Hearings Board</p> <p>97. Tax Appeals, Board of</p> <p>98. Transportation Commission</p> <p>99. Traumatic Brain Injury Council</p> <p>100. University of Washington Regents, Board of</p> <p>101. Utilities & Transportation Commission</p> <p>102. Volunteer Firefighters & Reserve Officers, Board for</p> <p>103. Wheat Commission</p> <p>104. Workers' Compensation Advisory Committee</p>
--	--

*Information on operating costs is self-reported by boards and commissions and has not been validated.

Selecting Entities for Further Review

Exhibit 7c – Estimate of Staff Needed to Complete Reviews

	Entities With a High Impact on State Resources (n=67)
If reviews are conducted in...	Number of staff needed
1 year	
2 years	
4 years	
6 years	7 to 11
8 years	6 to 8
10 years	4.5 to 7
12 years	4 to 6

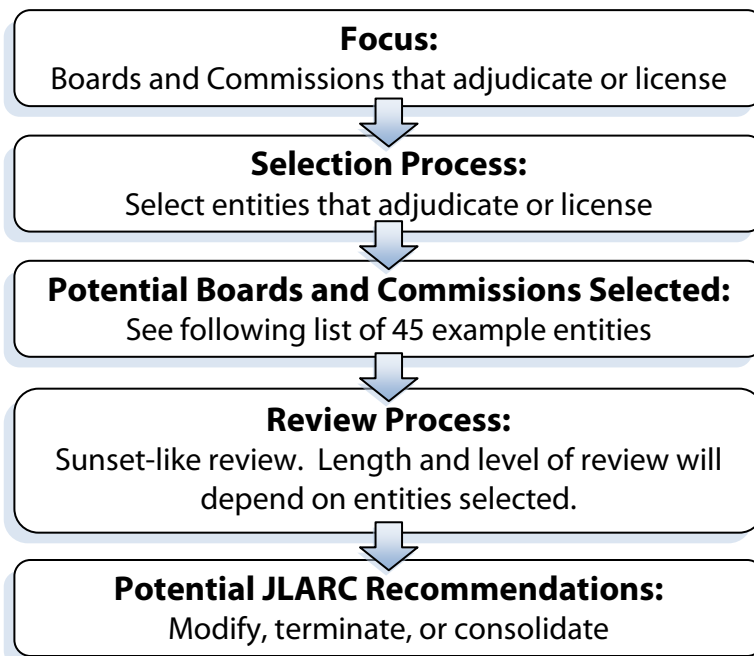
Source: JLARC analysis.

Approach Three: Review Boards and Commissions That Adjudicate or License

The Legislature would choose this approach if it wanted to focus on boards and commissions that adjudicate or license. This approach would select entities that adjudicate or license a particular activity or profession. The review could be sunset-like and the entities could be recommended for modification, termination, or consolidation. JLARC estimates this review would encompass about 45 boards and commissions.

Exhibit 7a displays how boards and commissions could be selected for further review using this approach. Exhibit 7b is the list of example entities that would be reviewed under this approach. Exhibit 7c displays the estimate of staff needed by the number of years it would take to complete reviews under each approach.

Exhibit 7a – Select Entities That Adjudicate or License



Selecting Entities for Further Review

Exhibit 7b – Examples of Boards and Commissions That Adjudicate or License Based on JLARC Review

<ol style="list-style-type: none"> 1. Accountancy, Board of 2. Architects, Board of 3. Boiler Rules, Board of 4. Cemetery Board 5. Collection Agency Board 6. Dental Quality Assurance Commission 7. Denturists, Board of 8. Electrical Board 9. Energy Facility Site Evaluation Council 10. Environmental & Land Use Hearings Board 11. Examining Board of Psychology 12. Forest Practices Appeals Board 13. Funeral Directors & Embalmers, Board of 14. Gambling Commission 15. Geologist Licensing Board 16. Hearing & Speech, Board of 17. Horse Racing Commission 18. Hydraulics Appeals Board 19. Industrial Insurance Appeals, Board of 20. Landscape Architects, Board of 21. Liquor Control Board 22. Marine Employees' Commission 23. Massage, Board of 24. Medical Quality Assurance Commission 	<ol style="list-style-type: none"> 25. Natural Resources/Harbor Line Commission, Board of 26. Nursing Care Quality Assurance Commission 27. Nursing Home Administration, Board of 28. Occupational Therapy Practice Board 29. Optometry Board 30. Osteopathic Medicine and Surgery, Board of 31. Personnel Resources Board 32. Pharmacy, Board of 33. Physical Therapy, Board of 34. Pilotage Commissioners, Board of 35. Podiatric Medical Board 36. Pollution Control Hearings Board 37. Professional Engineers and Land Surveyors, Board of 38. Public Disclosure Commission 39. Public Employment Relations Commission 40. Real Estate Commission 41. Seed Arbitration Committee 42. Shorelines Hearings Board 43. Tax Appeals, Board of 44. Utilities and Transportation Commission 45. Veterinary Board of Governors
--	---

Note: JLARC determined if a board or commission adjudicates or licenses based on a review of statute.

Selecting Entities for Further Review

Exhibit 7c – Estimate of Staff Needed to Complete Reviews

	Entities That Adjudicate or License (n=45)
If reviews are conducted in...	Number of staff needed
1 year	
2 years	
4 years	4 to 7.5
6 years	2.5 to 5
8 years	2 to 4
10 years	1.5 to 3
12 years	1 to 2.5

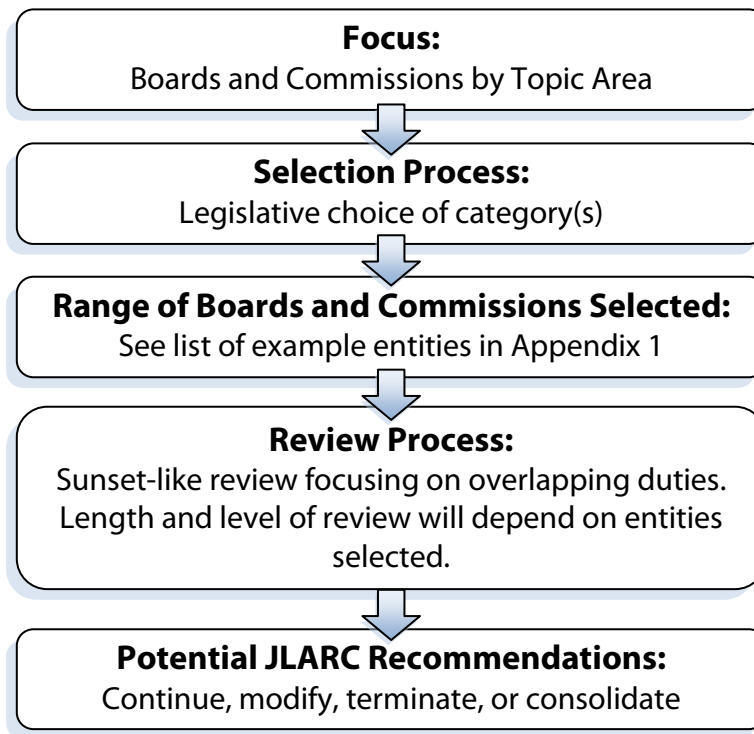
Source: JLARC analysis.

Approach Four: Review Boards and Commissions by Topic Area

The Legislature would choose this approach if it wanted to focus on boards and commissions by topic area. The number of entities selected will depend on the topic area(s) chosen by the Legislature. A sunset-like review could focus on overlapping responsibilities and entities could be recommended for modification, termination, or consolidation

Exhibit 8 displays how boards and commissions could be selected for further review using this approach. For a display of the estimate of staff needed by the number of years it would take to complete reviews under each approach, see Exhibit 9. The full list of entities by topic area can be found in Appendix 1.

Exhibit 8 – Select Boards and Commissions by Topic Area



Comparison of Estimated Staff Needed and Timelines for Reviews

JLARC created Exhibit 9 and 10 to compare the number of staff needed and timelines for conducting reviews using the four approaches. Exhibit 9 contains the first three approaches, which cover 148 out of the total 470 boards and commissions. Exhibit 10 contains the topic area approach, which covers all 470 boards and commissions. The actual amount of staff work needed may vary depending on the complexity of each board or commission. Therefore, JLARC developed a range for the number of staff needed for each approach. For example, if you wanted to review all 45 of the boards and commissions selected under the adjudicate/license approach within four years, you would need 4 to 7.5 staff. It is likely that the actual effort needed will fall somewhere in the within in the estimated range. A formal estimate and accompanying scope and objectives would be completed if the Legislature chooses to select an approach.

Depending on how quickly the Legislature would like to complete all of the reviews, the approaches may require additional JLARC staff. To reduce costs, the Legislature could select an approach and then prioritize entities within that approach.

Exhibit 9 – Estimate of Staff Needed to Complete Reviews Under Each Approach

	Entities With Little Activity (n=36)	Entities With a High Impact on State Resources (n=67)	Entities That Adjudicate or License (n=45)
If reviews are conducted in...	Number of staff needed	Number of staff needed	Number of staff needed
1 year	1 to 3		
2 years	0.5 to 1.5		
4 years	0.5 to 1		4 to 7.5
6 years		7 to 11	2.5 to 5
8 years		6 to 8	2 to 4
10 years		4.5 to 7	1.5 to 3
12 years		4 to 6	1 to 2.5

Source: JLARC analysis.

Selecting Entities for Further Review

Exhibit 10 – Estimate of Staff Needed to Complete Reviews in Each Topic Area

	Other Education (n=15)	Business & Professional Licensing (n=17)	Public Schools (n=17)	Transportation (n=26)	Higher Education (n=56)	DSHS (n=54)	Natural Resources (n=83)	Government Operations (n=90)	Other Human Services (n=112)
If reviews are conducted in...	Number of staff needed	Number of staff needed	Number of staff needed	Number of staff needed	Number of staff needed	Number of staff needed	Number of staff needed	Number of staff needed	Number of staff needed
1 year	5 to 9								
2 years	2 to 5	3 to 6	3 to 6	4.5 to 9					
4 years	1 to 2	1 to 3	1 to 3	2 to 4.5	5 to 9	4.5 to 9			
6 years	1 to 2	1 to 2	1 to 2	2 to 3	3 to 6	3 to 6	5 to 9	5 to 10	
8 years	0.5 to 1	0.5 to 1	0.5 to 1	1.5 to 3	2 to 5	2 to 4.5	3.5 to 7	4 to 7.5	5 to 9
10 years	0.5 to 1	0.5 to 1	0.5 to 1	1 to 2	2 to 4	2 to 4	3 to 5.5	3 to 6	4 to 7.5
12 years	<0.5 to 1	<0.5 to 1	<0.5 to 1	1 to 1.5	1.5 to 3	1.5 to 3	2 to 5	2.5 to 5	3 to 6

Source: JLARC analysis.

Another Option: New Data Collection Effort by JLARC

As noted previously, the currently available data on boards and commissions used in this pre-audit has limitations or may not be current. Due to these limitations, it is possible that some entities that should be reviewed may not be selected. To ensure a more accurate selection, the Legislature may choose to have JLARC collect new data. JLARC would design and implement a survey, follow-up with survey recipients, and document key variables like operating costs per biennium and number of meetings per biennium in accordance with audit standards.

Boards and commissions that do not respond or provide information that is inaccurate will remain an issue. However, the JLARC method increases the chances of more accurate information and a higher response rate. A JLARC survey and analysis would take 19 months for one full-time person.

NEXT STEPS

If the Legislature would like to undertake a systematic review of state boards and commissions, this pre-audit report has outlined four approaches that it could take to pursue future reviews. Entities subject to review by two of the four approaches are limited by board or commission responses to OFM, which have not been validated. Next steps would include:

- The Legislature's selection of an approach or a combination of approaches, which will result in a selection of specific entities for further review;
- Selection of a timeline and budget option for the reviews under the selected approach;
- Further refinement to identify the boards and commissions that fall within the selected approach. This step would likely require additional data collection, especially for those entities where OFM data is not available. This step could also include a check for evaluations recently completed or scheduled for completion by JLARC, the State Auditor, or others; and
- Development of more detailed review scope and objectives including a finalized list of entities to be reviewed.

Next Steps

APPENDIX 1 – INVENTORY OF EXISTING BOARDS AND COMMISSIONS

The list JLARC compiled is displayed by topic area in Exhibit 12. JLARC used LEAP budget categories to develop the topic areas and researched statute to determine which topic area was most appropriate for each board or commission. Information on year created, cost, meetings and specific enabling statutes is provided where available.

Exhibit 12 – JLARC Inventory List by Topic Area (n=470)

DSHS Board or Commission Name	Year Created	Created Specifically in Legislation?	Biennial Cost Reported to OFM in 2005	Biennial Cost Reported to OFM in 2007	# of Biennial Meetings Reported to OFM in 2005	# of Biennial Meetings Reported to OFM in 2007
1. Adult Family Home Advisory Committee	2002	RCW 70.128.225	\$11,000	\$10,001-\$50,000	8	8
2. Aging, State Council on	1981	RCW 43.20A.680	\$110,000	\$50,001-\$100,000	18	19
3. Birth to Six Interagency Coordinating Council	1988	RCW 70.195.010	\$0	\$0-\$10,000	4	4
4. Boarding Home Advisory Board	2000	RCW 18.20.260	\$6,900	\$0-\$10,000	8	8
5. Child Support Guidelines & Report Review Work Group	2007	No	Not in OFM data	Not in OFM data	Not in OFM data	Not in OFM data
6. Children & Families, Council for	1982	RCW 43.121.020	Not in OFM data	\$0-\$10,000	Not in OFM data	4
7. Children & Family Services Oversight Committee Region 2, Department of	1986	No	\$2,900	\$0-\$10,000	20	17
8. Children & Family Services Oversight Committee Region 3, Department of	1998	No	\$800	\$0-\$10,000	8	1
9. Children & Family Services Oversight Committee, Region 6, Department of	Not in OFM data	No	\$0	Not in OFM data	8	Not in OFM data
10. Children, Youth & Family Services Advisory Committee	1982	RCW 74.13.031 (9)	\$8,800	\$0-\$10,000	12	12
11. Citizens Advisory Council on Alcoholism & Drug Addiction	1975	No	\$17,500	\$10,001-\$50,000	15	15

Appendix 1 – Inventory of Existing Boards and Commissions

DSHS Board or Commission Name	Year Created	Created Specifically in Legislation?	Biennial Cost Reported to OFM in 2005	Biennial Cost Reported to OFM in 2007	# of Biennial Meetings Reported to OFM in 2005	# of Biennial Meetings Reported to OFM in 2007
12. Deaf & Hard of Hearing Advisory Committee, Office of	1979	No	\$22,000	\$10,001-\$50,000	5	8
13. Developmental Disabilities Region 1 Advisory Committee	1990	No	\$5,600	\$10,001-\$50,000	15	8
14. Developmental Disabilities Region 2 Advisory Committee	1992	No	\$4,300	\$0-\$10,000	19	19
15. Developmental Disabilities Region 3 Advisory Committee	1991	No	\$2,300	\$0-\$10,000	8	4
16. Developmental Disabilities Region 4 Advisory Committee	1989	No	\$300	\$0-\$10,000	22	11
17. Developmental Disabilities Region 5 Advisory Committee	1991	No	\$4,800	\$0-\$10,000	12	6
18. Developmental Disabilities Region 6 Advisory Committee	1991	No	\$500	\$0-\$10,000	2	43
19. Developmental Disabilities State Advisory Committee	1998	No	\$22,000	\$10,001-\$50,000	11	4
20. Developmental Disabilities, Division of, State Quality Assurance	2006	No	Not in OFM data	\$0-\$10,000	Not in OFM data	2
21. Disability Initiative Advisory Committee	1994	No	\$3,200	\$0-\$10,000	4	4
22. Disability Issues & Employment, Governor's Commission	1987	No	Not in OFM data	Over \$250,000	Not in OFM data	3
23. Drug Utilization & Education Council	Not in OFM data	No	\$2,500	Not in OFM data	12	Not in OFM data
24. DSHS State Advisory Committee	Not in OFM data	No	\$5,600	Not in OFM data	3	Not in OFM data

Appendix 1 – Inventory of Existing Boards and Commissions

DSHS Board or Commission Name	Year Created	Created Specifically in Legislation?	Biennial Cost Reported to OFM in 2005	Biennial Cost Reported to OFM in 2007	# of Biennial Meetings Reported to OFM in 2005	# of Biennial Meetings Reported to OFM in 2007
25. Early Intervention for Children Who Are Deaf or Hard of Hearing, Advisory Committee	2004	RCW 70.198.020	\$35,000	Not in OFM data	5	Not in OFM data
26. Eastern State Hospital Advisory Board	1989	RCW 72.23.025	\$2,200	Not in OFM data	12	Not in OFM data
27. Economic Services Advisory Committee	1984	No	\$27,000	\$10,001-\$50,000	19	12
28. Family Policy Council	1992	RCW 70.190	Not in OFM data	Not in OFM data	Not in OFM data	Not in OFM data
29. Family to Family Advisory Group, Region 3	2007	No	Not in OFM data	\$0-\$10,000	Not in OFM data	3
30. Foster Parent Advisory Committee	Not in OFM data	No	\$3,000	Not in OFM data	0	Not in OFM data
31. Gay, Lesbian, Bisexual, Transgender Advisory Committee	1996	No	\$1,900	\$0-\$10,000	4	4
32. Home Care Advisory Committee	Not in OFM data	No	Not in OFM data	Not in OFM data	Not in OFM data	Not in OFM data
33. Independent Living Council	1993	No	\$206,000	Over \$250,000	8	8
34. Indian Policy Advisory Committee	1978	No	\$10,000	\$10,001-\$50,000	8	8
35. Institutional Review Board	1970	No	\$241,000	Over \$250,000	32	32
36. Interagency Coordinating Council for Infants & Toddlers with Disabilities & their Families	1988	No	\$40,000	\$10,001-\$50,000	8	8
37. Interstate Juvenile Supervision, The State Council on	2004	RCW 13.24.011	Not in OFM data	Not in OFM data	Not in OFM data	Not in OFM data
38. McNeil Island Correction Center Community Advisory Council	Not in OFM data	No	\$0	Not in OFM data	12	Not in OFM data
39. Medicaid School Administrative Match Advisory Committee	Not in OFM data	No	\$13,724	Not in OFM data	6	Not in OFM data

Appendix 1 – Inventory of Existing Boards and Commissions

DSHS Board or Commission Name	Year Created	Created Specifically in Legislation?	Biennial Cost Reported to OFM in 2005	Biennial Cost Reported to OFM in 2007	# of Biennial Meetings Reported to OFM in 2005	# of Biennial Meetings Reported to OFM in 2007
40. Mental Health Planning & Advisory Committee	1986	No	\$40,000	\$10,001-\$50,000	16	11
41. Minority Advisory Board	1989	No	Not in OFM data	\$0-\$10,000	Not in OFM data	4
42. Minority Initiative Advisory Committee	Not in OFM data	No	\$3,200	Not in OFM data	2	Not in OFM data
43. Refugee Advisory Committee	1980		\$5,000	\$0-\$10,000	8	8
44. Rehabilitation Council	1993	No	\$260,000	Over \$250,000	5	8
45. Roads to Community Living Collaborative Team	2007	No	Not in OFM data	\$0-\$10,000	Not in OFM data	4
46. Secure Community Transition Facility - King County	2002	No	Not in OFM data	\$0-\$10,000	Not in OFM data	24
47. Secure Community Transition Facility - Pierce County	2002	No	Not in OFM data	\$0-\$10,000	Not in OFM data	8
48. Special Commitment Center Advisory Board	1997	No	\$0	\$0-\$10,000	6	5
49. State Capacity for Disabilities Prevention Project Consultants	Not in OFM data	No	\$0	Not in OFM data	2	Not in OFM data
50. Substance Abuse, Governor's Council on	Not in OFM data	No	\$179,000	Not in OFM data	20	Not in OFM data
51. Think Tank/New Freedom	2004	No	Not in OFM data	\$0-\$10,000	Not in OFM data	4
52. Title XIX Advisory Committee	1980	No	\$8,600	\$0-\$10,000	12	12
53. Western State Hospital Advisory Board	1989	No	\$6,000	\$0-\$10,000	24	12
54. Women, Infants & Children Nutrition Program Retailer Advisory Committee	1989	No	\$3,500	\$0-\$10,000	4	4

Appendix 1 – Inventory of Existing Boards and Commissions

Government Operations Board or Commission Name	Year Created	Created Specifically in Legislation?	Biennial Cost Reported to OFM in 2005	Biennial Cost Reported to OFM in 2007	# of Biennial Meetings Reported to OFM in 2005	# of Biennial Meetings Reported to OFM in 2007
1. Affirmative Action Policy Committee, the Governor's	1993	No	\$14,000	\$10,001-\$50,000	6	2
2. Affordable Housing Advisory Board	1993	RCW 43.185B.020	\$12,000	Not in OFM data	8	Not in OFM data
3. African American Affairs, Commission on	1989	RCW 43.113.010	\$400	Over \$250,000	12	12
4. Agency Officials' Salaries, Committee on	1995	RCW 43.03.028	\$71,000	\$0-\$10,000	0	2
5. Airport Impact Mitigation Advisory Board	2003	RCW 43.63A.760	Not in OFM data	Not in OFM data	Not in OFM data	Not in OFM data
6. Asian Pacific American Affairs, Commission on	1974	RCW 43.117.030	\$380,000	Over \$250,000	5	5
7. Boundary Review Board	1989	RCW 36.93.051	Not in OFM data	Not in OFM data	Not in OFM data	Not in OFM data
8. Building Code Council	1974	RCW 19.27.070	\$1,110,000	Not in OFM data	55	Not in OFM data
9. Byrne Justice Assistance Grant Advisory Committee	Not in OFM data	No	\$9,500	Not in OFM data	7	Not in OFM data
10. Capital Projects Advisory Review Board	2005	RCW 39.10.220	Not in OFM data	Not in OFM data	Not in OFM data	Not in OFM data
11. Capitol Campus Design Advisory Committee	1990	RCW 43.34.080	\$55,400	Not in OFM data	8	Not in OFM data
12. Capitol Committee	Not in OFM data	RCW 43.34.010	\$28,000	Not in OFM data	8	Not in OFM data
13. Capitol Furnishings Preservation Committee	1999	RCW 27.48.040	\$500	Not in OFM data	8	Not in OFM data
14. Central Puget Sound Growth Management Hearings Board	1990	RCW 36.70A.250	\$900,000	Not in OFM data	54	Not in OFM data
15. Child Care Facility Fund Committee	1989	RCW 43.31.504	\$3,900	Not in OFM data	6	Not in OFM data
16. Children & Families with Incarcerated Parents Advisory Committee	2007	RCW 43.63A.068	Not in OFM data	Not in OFM data	Not in OFM data	Not in OFM data

Appendix 1 – Inventory of Existing Boards and Commissions

Government Operations Board or Commission Name	Year Created	Created Specifically in Legislation?	Biennial Cost Reported to OFM in 2005	Biennial Cost Reported to OFM in 2007	# of Biennial Meetings Reported to OFM in 2005	# of Biennial Meetings Reported to OFM in 2007
17. Citizen Commission for Performance Measurement of Tax Preferences	2006	RCW 43.136.035	Not in OFM data	\$100,001-\$250,000	Not in OFM data	5
18. Citizens' Commission on Salaries for Elected Officials	1986	RCW 43.03.305	Not in OFM data	Not in OFM data	Not in OFM data	Not in OFM data
19. Combined Fund Drive Committee	1984	RCW 41.04.033	\$16,000	\$10,001-\$50,000	12	6
20. Community Economic Revitalization Board	1982	RCW 43.160.030	\$566,000	Not in OFM data	12	Not in OFM data
21. Community Transition Coordination Networks Advisory Committee	2007	RCW 72.78.030	Not in OFM data	Not in OFM data	Not in OFM data	Not in OFM data
22. Convention & Trade Center Board of Directors	1982	RCW 67.40.020	\$51,000	Not in OFM data	15	Not in OFM data
23. Department of Information Services Customer Advisory Board	1987	RCW 43.105.055	Not in OFM data	Not in OFM data	Not in OFM data	Not in OFM data
24. Department of Revenue Advisory Group on Simplified Sales & Use Tax Administration	2002	No	Not in OFM data	Not in OFM data	Not in OFM data	Not in OFM data
25. Developmental Disabilities Council	Not in OFM data	No	\$2,369,000	Not in OFM data	12	Not in OFM data
26. Developmental Disabilities Endowment Governing Board	1999	RCW 43.330.210	\$155,000	Not in OFM data	8	Not in OFM data
27. Eastern WA Growth Management Hearings Board	1990	RCW 36.70A.250	\$843,000	Not in OFM data	60	Not in OFM data
28. Economic & Revenue Forecast Council	1984	RCW 82.33.010	\$1,000,000	Not in OFM data	8	Not in OFM data
29. Economic Advisors, Governor's Council of	Not in OFM data	No	Not in OFM data	Not in OFM data	Not in OFM data	Not in OFM data
30. Economic Development Commission	2002	RCW 43.162.010	Not in OFM data	Not in OFM data	Not in OFM data	Not in OFM data

Appendix 1 – Inventory of Existing Boards and Commissions

Government Operations Board or Commission Name	Year Created	Created Specifically in Legislation?	Biennial Cost Reported to OFM in 2005	Biennial Cost Reported to OFM in 2007	# of Biennial Meetings Reported to OFM in 2005	# of Biennial Meetings Reported to OFM in 2007
31. Economic Development Finance Authority	1989	RCW 43.163.020	Not in OFM data	Not in OFM data	Not in OFM data	Not in OFM data
32. Election Administration & Certification Board	1992	RCW 29A.04.510	Not in OFM data	Not in OFM data	Not in OFM data	Not in OFM data
33. Emergency Management Council	1951	RCW 38.52.040	\$20,000	\$0-\$10,000	12	6
34. Employee Retirement Benefits Board	1996	RCW 41.50.086	\$37,000	\$10,001-\$50,000	8	8
35. Energy Facility Site Evaluation Council	1970	RCW 80.50.030	\$7,500,000	Not in OFM data	64	Not in OFM data
36. Enhanced 911 Advisory Committee	1992	RCW 38.52.530	Not in OFM data	\$100,001-\$250,000	Not in OFM data	18
37. Escrow Commission	1984	RCW 18.44.500	\$7,000	\$0-\$10,000	9	4
38. Facility Access Advisory Committee	Not in OFM data	No	\$2,500	Not in OFM data	22	Not in OFM data
39. Finance Committee	1960	RCW 43.33 RCW 39.42	\$6,079,000	Over \$250,000	9	13
40. Gambling Commission	1973	RCW 9.46.040	\$381,000	Over \$250,000	22	20
41. Hanford Area Economic Investment Fund Committee	1991	RCW 43.31.425	\$1,200	Not in OFM data	12	Not in OFM data
42. Higher Education Facilities Authority	1983	RCW 70.37.030	\$0	Not in OFM data	0	Not in OFM data
43. Hispanic Affairs, Commission on	1971	RCW 43.115.020	\$410,000	Over \$250,000	6	6
44. Homelessness Advisory Council	Not in OFM data	No	\$13,000	Not in OFM data	10	Not in OFM data
45. Horse Park Authority	1995	RCW 79A.30.030	Not in OFM data	Not in OFM data	Not in OFM data	Not in OFM data
46. Horse Racing Commission	1933	RCW 67.16.012	\$110,000	\$100,001-\$250,000	25	26
47. Industry Cluster Advisory Commission	2006	RCW 43.330.090	Not in OFM data	Not in OFM data	Not in OFM data	Not in OFM data
48. Information Services Board	1971	RCW 43.105.032	\$8,400	Not in OFM data	12	Not in OFM data
49. Insurance Guaranty Association	1971	RCW 48.32.040	Not in OFM data	\$0-\$10,000	4	4

Appendix 1 – Inventory of Existing Boards and Commissions

Government Operations Board or Commission Name	Year Created	Created Specifically in Legislation?	Biennial Cost Reported to OFM in 2005	Biennial Cost Reported to OFM in 2007	# of Biennial Meetings Reported to OFM in 2005	# of Biennial Meetings Reported to OFM in 2007
50. Interagency Committee of State Employed Women	Not in OFM data	No	Not in OFM data	Not in OFM data	Not in OFM data	Not in OFM data
51. Investment Board	1981	RCW 43.33A.020	Not in OFM data	Over \$250,000	Not in OFM data	12
52. K-20 Educational Telecommunications Network Board	1999	RCW 43.105.800	\$2,300	Not in OFM data	3	Not in OFM data
53. Law Enforcement Officers' & Fire Fighters' Plan 2 Retirement Board	2002	RCW 41.26.715	\$1,365,047	Not in OFM data	24	Not in OFM data
54. Legislative Building Renovation Oversight Committee	Not in OFM data	No	\$20,000	Not in OFM data	5	Not in OFM data
55. Life & Disability Insurance Guaranty Association	1971	RCW 48.32A.055	Not in OFM data	\$0-\$10,000	2	2
56. Liquor Control Board	1933	RCW 66.08.012	\$760,000	Over \$250,000	300	300
57. Live Horse Racing Compact Committee	Not in OFM data	No	Not in OFM data	Not in OFM data	Not in OFM data	Not in OFM data
58. Lottery Commission	1982	RCW 67.70.030	\$31,260	\$10,001-\$50,000	11	6
59. Midwives & Birthing Centers - Joint Underwriting Association	1993	RCW 48.87.040	Not in OFM data	\$0-\$10,000	8	8
60. Minority & Women's Business Enterprises Advisory Committee	Not in OFM data	No	\$0	Not in OFM data	1	Not in OFM data
61. Mortgage Broker Commission	1993	RCW 19.146.280	\$2,605	\$0-\$10,000	8	4
62. Municipal Research Council	1969	RCW 43.110.010	\$18,000	Not in OFM data	4	Not in OFM data
63. North Coast Loan Board	Not in OFM data	No	\$300	Not in OFM data	4	Not in OFM data
64. Northwest Power & Conservation Council	1981	RCW 43.52A.010	Not in OFM data	Not in OFM data	Not in OFM data	Not in OFM data
65. Organized Crime Advisory Board	1973	RCW 43.43.858	\$0	Not in OFM data	2	Not in OFM data

Appendix 1 – Inventory of Existing Boards and Commissions

Government Operations Board or Commission Name	Year Created	Created Specifically in Legislation?	Biennial Cost Reported to OFM in 2005	Biennial Cost Reported to OFM in 2007	# of Biennial Meetings Reported to OFM in 2005	# of Biennial Meetings Reported to OFM in 2007
66. Patrol Missing & Exploited Children Advisory Board	1999	RCW 13.60.120	Not in OFM data	Not in OFM data	Not in OFM data	Not in OFM data
67. Pension Policy, Select Committee on	2003	RCW 41.04.276	Not in OFM data	Over \$250,000	Not in OFM data	23
68. Performance Audit Citizen Advisory Board	2005	RCW 43.09.435	Not in OFM data	Not in OFM data	Not in OFM data	Not in OFM data
69. Personnel Resources Board	1961	RCW 41.06.110	\$103,217	\$100,001-\$250,000	93	48
70. Pipeline Safety Committee	2000	RCW 81.88.140	Not in OFM data	Not in OFM data	Not in OFM data	Not in OFM data
71. Property & Liability Advisory Board	1991	RCW 48.62.041	\$2,000	Not in OFM data	4	Not in OFM data
72. Public Deposit Protection Commission	1969	RCW 39.58.030	\$333,615	Over \$250,000	7	11
73. Public Disclosure Commission	1973	RCW 42.17.350	\$289,597	Over \$250,000	27	24
74. Public Employment Relations Commission	1975	RCW 41.58.010	\$180,729	Over \$250,000	22	22
75. Public Facilities District Board of Directors	1988	RCW 36.100.020	Not in OFM data	Not in OFM data	Not in OFM data	Not in OFM data
76. Public Records Exemptions Accountability Committee	2007	RCW 42.56.140	Not in OFM data	Not in OFM data	Not in OFM data	Not in OFM data
77. Public Works Board	1985	RCW 43.155.030	\$2,926,000	Not in OFM data	22	Not in OFM data
78. Redistricting Commission	1983	RCW 44.05.030	The Redistricting Commission operates every ten years.			
79. Rural Washington Loan Fund Advisory Committee	Not in OFM data	No	\$4,000	Not in OFM data	4	Not in OFM data
80. Securities Advisory Committee	1959	RCW 21.20.550 - 590	\$1,750	\$0-\$10,000	5	8
81. Small Business Export Financial Assistance Center Board	1983	RCW 43.210.020	Not in OFM data	Not in OFM data	Not in OFM data	10
82. South Coast Loan Board	Not in OFM data	No	\$300	Not in OFM data	2	Not in OFM data
83. Tax Appeals, Board of	1967	RCW 82.03.010	\$2,200,000	Over \$250,000	Not in OFM data	520

Appendix 1 – Inventory of Existing Boards and Commissions

Government Operations Board or Commission Name	Year Created	Created Specifically in Legislation?	Biennial Cost Reported to OFM in 2005	Biennial Cost Reported to OFM in 2007	# of Biennial Meetings Reported to OFM in 2005	# of Biennial Meetings Reported to OFM in 2007
84. Tourism Commission	2007	RCW 43.336.020	Not in OFM data	Not in OFM data	Not in OFM data	Not in OFM data
85. Uniform Legislation Commission	1965	RCW 43.56.010	\$83,000	Not in OFM data	4	Not in OFM data
86. US Longshore & Harbor Workers' Compensation Act Assigned Risk Plan Governing Committee	1993	RCW 48.22.070	Not in OFM data	\$0-\$10,000	8	8
87. Utilities & Transportation Commission	1905	RCW 80.01.010	\$1,006,000	Over \$250,000	Not in OFM data	0
88. Vendor Rates, Governor's Advisory Committee on	1969	RCW 74.32.100	Not in OFM data	Not in OFM data	Not in OFM data	Not in OFM data
89. Volunteer Firefighters & Reserve Officers, Board for	1955	RCW 41.24.060	\$738,000	Not in OFM data	10	Not in OFM data
90. Western Washington Growth Management Hearings Board	1990	RCW 36.70A.250	Not in OFM data	\$100,001-\$250,000	Not in OFM data	23

Higher Education Board or Commission Name	Year Created	Created Specifically in Legislation?	Biennial Cost Reported to OFM in 2005	Biennial Cost Reported to OFM in 2007	# of Biennial Meetings Reported to OFM in 2005	# of Biennial Meetings Reported to OFM in 2007
1. American Indian Endowed Scholarship Advisory & Selection Committee	1990	RCW 28B.108.030	\$1,700	Not in OFM data	2	Not in OFM data
2. Bates Technical College Board of Trustees - Technical College District #28	1991	RCW 28B.50.1404	\$130,000	\$50,001-\$100,000	15	24
3. Bellevue Community College Board of Trustees - Community College District #8	1966	RCW 28B.50.100	\$30,000	\$10,001-\$50,000	19	19
4. Bellingham Community College Board of Trustees - Community College District #25	1991	RCW 28B.50.1403	\$29,000	\$50,001-\$100,000	26	28

Appendix 1 – Inventory of Existing Boards and Commissions

Higher Education Board or Commission Name	Year Created	Created Specifically in Legislation?	Biennial Cost Reported to OFM in 2005	Biennial Cost Reported to OFM in 2007	# of Biennial Meetings Reported to OFM in 2005	# of Biennial Meetings Reported to OFM in 2007
5. Big Bend Community College Board of Trustees - Community College District #18	1962	RCW 28B.50 .100	\$21,000	\$10,001-\$50,000	19	18
6. Cascadia Community College Board of Trustees - Community College District #30	1994	RCW 28B.50.1406	\$27,500	\$10,001-\$50,000	28	24
7. Central WA University Board of Trustees	1890	RCW 28B. 35.100	\$149,000	\$100,001-\$250,000	17	26
8. Centralia College Board of Trustees - Community College District #12	1967	RCW 28B.50.100	\$38,000	\$10,001-\$50,000	22	22
9. Clark College Board of Trustees - Community College District #14	1933	RCW 28B.50.100	\$95,000	\$100,001-\$250,000	30	24
10. Clover Park Technical College Board of Trustees - District #29	1991	RCW 28B.50.1405	\$80,000	\$50,001-\$100,000	24	24
11. Columbia Basin College Board of Trustees - Community College District #19	1967	RCW 28B.50.010	\$59,000	\$50,001-\$100,000	24	24
12. Committee on Advanced Tuition Payment	1997	RCW 28B.95.020	\$600	Not in OFM data	8	Not in OFM data
13. Community & Technical Colleges, State Board for	1967	RCW 28B.50.050	\$64,000	\$50,001-\$100,000	16	16
14. Displaced Homemaker Program Statewide Advisory Committee	1987	RCW 28B.04.085	\$0	Not in OFM data	4	Not in OFM data
15. Eastern WA University, Board of Trustees	1977	RCW 28B.35.100	\$91,000	\$0-\$10,000	17	12
16. Edmonds Community College Board of Trustees - Community College District #23	1967	RCW 28B.50.100	\$56,000	\$50,001-\$100,000	21	21
17. Everett Community College Board of Trustees - Community College District #5	1967	RCW 28B.50.100	\$194,000	Not in OFM data	27	Not in OFM data

Appendix 1 – Inventory of Existing Boards and Commissions

Higher Education Board or Commission Name	Year Created	Created Specifically in Legislation?	Biennial Cost Reported to OFM in 2005	Biennial Cost Reported to OFM in 2007	# of Biennial Meetings Reported to OFM in 2005	# of Biennial Meetings Reported to OFM in 2007
18. Evergreen State College Board of Trustees	1967	RCW 28B.40.100	\$36,000	\$10,001-\$50,000	25	24
19. Foster Care Endowed Scholarship Advisory Board	2005	RCW 28B.116.040	Not in OFM data	Not in OFM data	Not in OFM data	Not in OFM data
20. Grays Harbor College Board of Trustees - Community College District #2	1967	RCW 28B.50.100	\$47,000	\$10,001-\$50,000	23	23
21. Green River Community College Board of Trustees - Community College District #10	1967	RCW28B.50	\$33,000	\$10,001-\$50,000	24	26
22. Health Professional Loan Repayment & Scholarship Advisory Committee	1989	RCW 28B.115.050	\$1,900	Not in OFM data	4	Not in OFM data
23. Higher Education Coordinating Board	1985	RCW 28B.76.010	\$56,000	Not in OFM data	14	Not in OFM data
24. Higher Education Coordinating Board Advisory Council	1985	RCW 28B.76.100	\$1,400	Not in OFM data	3	Not in OFM data
25. Higher Education Coordinating Board Research Advisory Group	2004	RCW 28B.76.280	Not in OFM data	Not in OFM data	Not in OFM data	Not in OFM data
26. Higher Education Coordinating Board Work Study Advisory Commission	1994	RCW 28B.12.040	Not in OFM data	Not in OFM data	Not in OFM data	Not in OFM data
27. Highline Community College Board of Trustees - Community College District #9	1961	RCW 28B.50.100	\$62,000	\$50,001-\$100,000	21	21
28. K-20 Network Technical Steering Committee	1999	RCW 43.105.810	Not in OFM data	Not in OFM data	Not in OFM data	Not in OFM data
29. Lake WA Technical College Board of Trustees	1991	RCW 28B.50	\$40,014	\$10,001-\$50,000	Not in OFM data	20

Appendix 1 – Inventory of Existing Boards and Commissions

Higher Education Board or Commission Name	Year Created	Created Specifically in Legislation?	Biennial Cost Reported to OFM in 2005	Biennial Cost Reported to OFM in 2007	# of Biennial Meetings Reported to OFM in 2005	# of Biennial Meetings Reported to OFM in 2007
30. Local Advisory Committee for Snohomish, Skagit & Island County Higher Education Needs Assessment	Not in OFM data	No	\$0	Not in OFM data	0	Not in OFM data
31. Lower Columbia College Board of Trustees - Community College District #13	1934	RCW 28B.50.100	\$20,000	\$10,001-\$50,000	24	22
32. Need Grant Advisory Committee	Not in OFM data	No	\$0	Not in OFM data	0	Not in OFM data
33. Olympic Community College Board of Trustees - Community College District #3	1967	RCW 28B.50.100	\$256,363	\$100,001-\$250,000	22	22
34. Olympic Natural Resources Center Advisory Board	1989	RCW 43.30.820	\$5,000	Not in OFM data	Not in OFM data	4
35. Peninsula College Board of Trustees - Community College District #1	1967	RCW 28B.50.140	\$10,283	\$10,001-\$50,000	13	16
36. Performance Agreement Committee	2008	RCW 28B.10.922	Not in OFM data	Not in OFM data	Not in OFM data	Not in OFM data
37. Pierce College Board of Trustees - Community College District 11	1967	RCW 28B.50.100	\$45,800	\$10,001-\$50,000	31	31
38. Renton Technical College Board of Trustees - District #27	1991	RCW 28B.50.1402	\$63,000	Not in OFM data	24	Not in OFM data
39. Scholars Advisory & Selection Committee	1981	RCW 28A.600.130	\$1,500	Not in OFM data	2	Not in OFM data
40. Seattle Community Colleges Board of Trustees - Community College District #06	1967	RCW 28B.50.040	\$170,000	\$10,001-\$50,000	24	22
41. Shoreline Community College Board of Trustees - Community College District #7	1967	RCW 28B.50.100	\$50,000	\$50,001-\$100,000	20	50

Appendix 1 – Inventory of Existing Boards and Commissions

Higher Education Board or Commission Name	Year Created	Created Specifically in Legislation?	Biennial Cost Reported to OFM in 2005	Biennial Cost Reported to OFM in 2007	# of Biennial Meetings Reported to OFM in 2005	# of Biennial Meetings Reported to OFM in 2007
42. Skagit Valley College Board of Trustees - Community College District No. 4	1967	RCW 28B.50.100	\$52,000	\$50,001-\$100,000	37	35
43. South Puget Sound Community College Board of Trustees - Community College District #24	1988	RCW 28B.50.100	\$60,000	\$50,001-\$100,000	20	14
44. Spokane Community Colleges Board of Trustees - District #17	1963	RCW 28B 50.100	\$121,000	\$100,001-\$250,000	23	25
45. Spokane Intercollegiate Research & Technology Institute Board of Directors	1996	RCW 28B 38.010	Not in OFM data	\$10,001-\$50,000	Not in OFM data	11
46. Tacoma Community College Board of Trustees - Community College District #22	1965	RCW 28B.50.100	\$39,000	\$10,001-\$50,000	24	24
47. Technology Center Board of Directors	1992	RCW 28B.20.289	Not in OFM data	Not in OFM data	Not in OFM data	Not in OFM data
48. University of Washington Regents, Board of	1890	RCW 28B.20.100	\$259,000	Not in OFM data	22	Not in OFM data
49. Walla Walla Community College Board of Trustees - Community College District #20	1967	RCW 28B.50.100	\$39,357	\$50,001-\$100,000	22	23
50. Washington State University Board of Regents	1891	RCW 28B.30.100	\$115,000	Not in OFM data	15	Not in OFM data
51. Wenatchee Valley College Board of Trustees - Community College District #15	1939	RCW 28B.50.100	\$30,908	\$10,001-\$50,000	27	25
52. Western Interstate Commission for Higher Education	Not in OFM data	No	Not in OFM data	Not in OFM data	Not in OFM data	Not in OFM data
53. Western Washington University Board of Trustees	1895	RCW 28B.35.100	\$139,503	\$100,001-\$250,000	12	12

Appendix 1 – Inventory of Existing Boards and Commissions

Higher Education Board or Commission Name	Year Created	Created Specifically in Legislation?	Biennial Cost Reported to OFM in 2005	Biennial Cost Reported to OFM in 2007	# of Biennial Meetings Reported to OFM in 2005	# of Biennial Meetings Reported to OFM in 2007
54. Whatcom Community College Board of Trustees - Community College District 21	1971	RCW 28B.50.100	\$52,500	\$100,001-\$250,000	20	37
55. Work Study Advisory Committee	1994	RCW 28B.12.040	\$800	Not in OFM data	1	Not in OFM data
56. Yakima Valley Community College Board of Trustees - Community College District #16	1967	RCW 28B.50.100	\$25,000	\$10,001-\$50,000	21	24

Business & Professional Licensing Board or Commission Name	Year Created	Created Specifically in Legislation?	Biennial Cost Reported to OFM in 2005	Biennial Cost Reported to OFM in 2007	# of Biennial Meetings Reported to OFM in 2005	# of Biennial Meetings Reported to OFM in 2007
1. Accountancy, Board of	1983	RCW 18.04.035	\$1,754,000	\$100,001-\$250,000	10	10
2. Acupuncture Ad Hoc Committee	Not in OFM data	No	Not in OFM data	Not in OFM data	Not in OFM data	Not in OFM data
3. Architects, Registration Board of	1985	RCW 18.08.330	\$34,000	\$50,001-\$100,000	12	11
4. Athletic Training Advisory Commission	2007	RCW 18.250.030	Not in OFM data	Not in OFM data	Not in OFM data	Not in OFM data
5. Boiler Rules, Board of	1951	RCW 70.79.010	\$26,000	\$10,001-\$50,000	5	5
6. Cemetery Board	1953	RCW 68.05.040	\$12,400	\$10,001-\$50,000	4	5
7. Collection Agency Board	1971	RCW 19.16.280	\$12,200	\$10,001-\$50,000	2	2
8. Cosmetology, Barbering, Esthetics, & Manicuring Advisory Board	1998	RCW 18.16.050	\$27,000	\$10,001-\$50,000	8	8
9. Denturists, Board of	1995	RCW 18.30.050	\$33,500	\$100,001-\$250,000	6	7
10. Engineers & Land Surveyors, Registration board for Professional	1947	RCW 18.43.030	\$1,940,000	\$50,001-\$100,000	16	32
11. Funeral Directors & Embalmers, Board of	1977	RCW 18.39.173	\$21,000	\$10,001-\$50,000	6	8
12. Geologist Licensing Board	2001	RCW 18.220.030	\$20,000	\$10,001-\$50,000	16	8

Appendix 1 – Inventory of Existing Boards and Commissions

Business & Professional Licensing Board or Commission Name	Year Created	Created Specifically in Legislation?	Biennial Cost Reported to OFM in 2005	Biennial Cost Reported to OFM in 2007	# of Biennial Meetings Reported to OFM in 2005	# of Biennial Meetings Reported to OFM in 2007
13. Home Inspector Licensing Advisory Board	2008	RCW 18.280.040	Not in OFM data	Not in OFM data	Not in OFM data	Not in OFM data
14. Landscape Architects, Registration Board of	1969	RCW 18.96.040	\$8,000	\$10,001-\$50,000	8	7
15. Onsite Advisory Committee, Board of Registration for	2000	RCW 18.210.040	Not in OFM data	\$0-\$10,000	8	8
16. Real Estate Appraiser Commission	2000	RCW 18.140.230	\$945,000	Over \$250,000	6	5
17. Real Estate Commission	1953	RCW 18.85.071	\$7,000,000	Over \$250,000	8	4

Natural Resources Board or Commission Name	Year Created	Created Specifically in Legislation?	Biennial Cost Reported to OFM in 2005	Biennial Cost Reported to OFM in 2007	# of Biennial Meetings Reported to OFM in 2005	# of Biennial Meetings Reported to OFM in 2007
1. Agricultural Burning Practices & Research Task Force	1992	RCW 70.94.650	\$38,000	\$10,001-\$50,000	6	4
2. Alfalfa Seed Commission	1975	No	\$24,000	\$10,001-\$50,000	8	8
3. Apiary Advisory Committee	1977	RCW 15.60.010	\$0	\$0-\$10,000	0	1
4. Apple Commission	1937	RCW 15.24.020	\$2,695,000	Not in OFM data	13	Not in OFM data
5. Asparagus Commission	Not in OFM data	No	\$114,000	Not in OFM data	6	Not in OFM data
6. Barley Commission	1985	No	\$370,000	Over \$250,000	10	10
7. Beef Commission	1969	RCW 16.67.040	\$174,000	\$100,001-\$250,000	11	11
8. Beer Commission	2006	RCW 15.89.030	Not in OFM data	\$0-\$10,000	Not in OFM data	6
9. Biodiversity Council	2004	No	Not in OFM data	\$0-\$10,000	Not in OFM data	13
10. Blueberry Commission	Not in OFM data	No	\$19,000	Not in OFM data	8	Not in OFM data
11. Bulb Commission	1956	No	\$24,000	\$10,001-\$50,000	6	2

Appendix 1 – Inventory of Existing Boards and Commissions

Natural Resources Board or Commission Name	Year Created	Created Specifically in Legislation?	Biennial Cost Reported to OFM in 2005	Biennial Cost Reported to OFM in 2007	# of Biennial Meetings Reported to OFM in 2005	# of Biennial Meetings Reported to OFM in 2007
12. Canola & Rapeseed Commission	Not in OFM data	No	\$57,000	Not in OFM data	8	Not in OFM data
13. Columbia River Gorge Commission	1987	RCW 43.97.015	\$724,000	\$0-\$10,000	29	24
14. Community & Urban Forestry Technical Advisory Committee	2008	RCW 76.15.080	Not in OFM data	Not in OFM data	Not in OFM data	Not in OFM data
15. Community Forestry	1991	No	\$10,000	\$10,001-\$50,000	12	4
16. Conservation Commission	1939	RCW 89.08.030	\$357,000	Over \$250,000	34	24
17. Cranberry Commission	Not in OFM data	No	\$3,400	Not in OFM data	3	Not in OFM data
18. Dairy Products Commission	2002	RCW 15.44.015	\$95,000	\$50,001-\$100,000	24	20
19. Dry Pea & Lentil Commission	1965	No	\$74,000	\$100,001-\$250,000	14	16
20. Environmental & Land Use Hearings Board	2003	RCW 43.21L.040	\$19,000	\$10,001-\$50,000	1	1
21. Fairs Commission	1961	RCW 15.76.170	\$173,000	\$100,001-\$250,000	6	6
22. Farmland Preservation Task Force	2007	RCW 89.10.020	Not in OFM data	Not in OFM data	Not in OFM data	Not in OFM data
23. Firearms Range Advisory Committee	1990	RCW 79A.25.220	\$1,500	\$0-\$10,000	4	3
24. Fish & Wildlife Commission	1947	RCW 77.04	\$389,000	Over \$250,000	28	12
25. Fisheries Commission, Pacific Marine	1969	RCW 77.75.040	Not in OFM data	Not in OFM data	Not in OFM data	Not in OFM data
26. Fisheries Management Council, North Pacific	Not in OFM data	No	Not in OFM data	Not in OFM data	Not in OFM data	Not in OFM data
27. Forest Fire Advisory Board	1986	No	\$0	\$0-\$10,000	2	2
28. Forest Practices Appeals Board	1975	RCW 76.09.210	\$135,000	\$50,001-\$100,000	35	12
29. Forest Practices Board	1975	RCW 76.09.030	Not in OFM data	Over \$250,000	Not in OFM data	13
30. Forest Products Commissions	2001	RCW 15.100.030	Not in OFM data	Not in OFM data	Not in OFM data	Not in OFM data

Appendix 1 – Inventory of Existing Boards and Commissions

Natural Resources Board or Commission Name	Year Created	Created Specifically in Legislation?	Biennial Cost Reported to OFM in 2005	Biennial Cost Reported to OFM in 2007	# of Biennial Meetings Reported to OFM in 2005	# of Biennial Meetings Reported to OFM in 2007
31. Forest Products Revolving Loan Fund Advisory Board	Not in OFM data	No	\$200	Not in OFM data	4	Not in OFM data
32. Forest Stewardship Coordinating Committee	1990	No	\$1,500	\$0-\$10,000	3	2
33. Fruit Commission	1947	RCW 15.28.015	\$96,000	\$50,001-\$100,000	12	9
34. Fryer Commission	1957	No	\$152,000	\$100,001-\$250,000	8	8
35. Game Management Advisory Council	1987	No	\$15,000	Not in OFM data	Not in OFM data	6
36. Geographic Names, Board on	1983	RCW 43.126.025	\$27,000	\$10,001-\$50,000	4	4
37. Hardwoods Commission	1990	RCW 15.74.010	Not in OFM data	Not in OFM data	Not in OFM data	Not in OFM data
38. Hazardous Substance Mixed Waste Advisory Board	2005	RCW 70.105E.090	Not in OFM data	Not in OFM data	Not in OFM data	Not in OFM data
39. Honey Bee Commission	1989	RCW 15.62.030	Not in OFM data	Not in OFM data	Not in OFM data	Not in OFM data
40. Hop Commission	1964	No	\$434,000	Over \$250,000	12	10
41. Hydraulics Appeals Board	1986	RCW 77.55.301	\$19,000	\$10,001-\$50,000	3	3
42. Invasive Species Council	2006	RCW 79A.25.310	Not in OFM data	\$0-\$10,000	Not in OFM data	3
43. Land Bank Technical Advisory Committee	1986	RCW 79.19.070	\$0	\$0-\$10,000	0	1
44. Land Management Advisory Council	Not in OFM data	No	Not in OFM data	Not in OFM data	Not in OFM data	Not in OFM data
45. Livestock Identification Advisory Board	1993	RCW 16.57.015	Not in OFM data	Not in OFM data	Not in OFM data	Not in OFM data
46. Migratory Waterfowl Art Commission	1985	RCW 77.12.690	\$1,000	Not in OFM data	Not in OFM data	2
47. Mint Commission	1966	No	\$83,973	\$50,001-\$100,000	12	12
48. Model Toxics Control Act Science Advisory Board	1991	RCW 70.105D.030(5)	\$20,864	\$10,001-\$50,000	7	3
49. Monitoring Salmon Recovery & Watershed Health, Forum on	2004	RCW 77.85.250	Not in OFM data	\$0-\$10,000	Not in OFM data	10

Appendix 1 – Inventory of Existing Boards and Commissions

Natural Resources Board or Commission Name	Year Created	Created Specifically in Legislation?	Biennial Cost Reported to OFM in 2005	Biennial Cost Reported to OFM in 2007	# of Biennial Meetings Reported to OFM in 2005	# of Biennial Meetings Reported to OFM in 2007
50. Natural Heritage Advisory Council	1981	RCW 79.70.070	\$11,280	\$10,001-\$50,000	9	10
51. Natural Resources, Board of	1957	RCW 43.30.205	\$44,000	\$50,001-\$100,000	13	13
52. Northwest Interstate Compact on Low-Level Radioactive Waste Management	1981	RCW 43.145	\$121,000	\$100,001-\$250,000	2	2
53. Northwest Straits Citizens Advisory Commission	Not in OFM data	No	Not in OFM data	Not in OFM data	Not in OFM data	Not in OFM data
54. Noxious Weed Control Board	1969	RCW 17.10.030	\$44,119	\$10,001-\$50,000	15	12
55. Oil Heat Advisory Committee	2004	RCW 70.149.040	Not in OFM data	\$0-\$10,000	Not in OFM data	3
56. Oil Spill Advisory Committee	2005	RCW 90.56.120	\$15,000	Not in OFM data	2	Not in OFM data
57. Parks & Recreation Commission	1947	RCW 79A.05.015	\$96,503	Not in OFM data	14	Not in OFM data
58. Parks Centennial Advisory Committee	2004	RCW 79.75.010	Not in OFM data	Not in OFM data	Not in OFM data	Not in OFM data
59. Pesticide Advisory Board	1961	RCW 17.21.230	\$5,331	\$0-\$10,000	4	4
60. Pesticide Registration, Commission on	1995	RCW 15.92.090	Not in OFM data	Not in OFM data	Not in OFM data	Not in OFM data
61. Pollution Control Hearings Board	1970	RCW 43.21B.010	\$1,506,180	Over \$250,000	342	275
62. Potato Commission	1956	No	Not in OFM data	Over \$250,000	Not in OFM data	4
63. Puget Sound Partnership - Ecosystem Coordination Board	2007	RCW 90.71.250	Not in OFM data	Not in OFM data	Not in OFM data	Not in OFM data
64. Puget Sound Salmon Commission	1995	No	\$12,240	\$0-\$10,000	2	2
65. Recreation & Conservation Funding Board	1964	RCW 79A.25.110	Not in OFM data	\$10,001-\$50,000	Not in OFM data	18
66. Red Raspberry Commission	1976	No	\$94,000	\$10,001-\$50,000	13	12
67. Regional Fisheries Enhancement Group Advisory Board	1995	RCW 77.95.120	Not in OFM data	Not in OFM data	Not in OFM data	Not in OFM data

Appendix 1 – Inventory of Existing Boards and Commissions

Natural Resources Board or Commission Name	Year Created	Created Specifically in Legislation?	Biennial Cost Reported to OFM in 2005	Biennial Cost Reported to OFM in 2007	# of Biennial Meetings Reported to OFM in 2005	# of Biennial Meetings Reported to OFM in 2007
68. Salmon & Steelhead Recovery Program Management Board	1998	RCW 77.85.200	Not in OFM data	Not in OFM data	Not in OFM data	Not in OFM data
69. Salmon Recovery Funding Board	1999	RCW 77.85.110	\$22,000	\$10,001-\$50,000	24	16
70. Seed Arbitration Committee	1989	RCW 15.49.111	\$0	\$0-\$10,000	0	0
71. Seed Potato Commission	1956	No	\$42,000	\$0-\$10,000	11	11
72. Shorelines Hearings Board	1971	RCW 90.58.170	\$251,000	Over \$250,000	62	74
73. Small Forest Landowner Office Advisory Committee	1999	RCW 76.13.110(4)	\$15,000	\$0-\$10,000	23	24
74. Solid Waste Advisory Committee	1981	RCW 70.95.040	\$28,000	\$10,001-\$50,000	12	12
75. Strawberry Commission	1985	No	\$29,000	\$10,001-\$50,000	4	4
76. Survey Advisory Board	1951	RCW 58.24.020	\$8,700	\$0-\$10,000	Not in OFM data	4
77. Title V Small Business Technical Assistance Compliance Advisory Panel	1993	No	Not in OFM data	\$0-\$10,000	0	1
78. Tree Fruit Research Commission	Not in OFM data	No	\$44,000	Not in OFM data	23	Not in OFM data
79. Turfgrass Seed Commission	Not in OFM data	No	\$94,000	Not in OFM data	8	Not in OFM data
80. Water Resources Advisory Committee	Not in OFM data	No	\$10,000	Not in OFM data	20	Not in OFM data
81. Well Drilling Technical Advisory Group	1993	RCW 18.104.190	\$16,000	\$10,001-\$50,000	9	9
82. Wheat Commission	1958	RCW 15.66	\$408,054	Over \$250,000	10	10
83. Wine Commission	1987	RCW 15.88.030	\$85,000	\$50,001-\$100,000	22	22

Appendix 1 – Inventory of Existing Boards and Commissions

Other Education Board or Commission Name	Year Created	Created Specifically in Legislation?	Biennial Cost Reported to OFM in 2005	Biennial Cost Reported to OFM in 2007	# of Biennial Meetings Reported to OFM in 2005	# of Biennial Meetings Reported to OFM in 2007
1. Adult Education, Advisory Council on	1991	RCW 28B.50.254	Not in OFM data	Not in OFM data	Not in OFM data	Not in OFM data
2. Arts Commission	1961	RCW 43.46.015	\$29,000	\$50,001-\$100,000	8	8
3. Early Learning Advisory Council	2007	RCW 43.215.090	Not in OFM data	Not in OFM data	Not in OFM data	Not in OFM data
4. Eastern WA State Historical Board of Trustees	1983	RCW 27.34	\$9,000	Not in OFM data	18	Not in OFM data
5. Education Opportunity Grant Advisory Committee	Not in OFM data	No	\$0	Not in OFM data	0	Not in OFM data
6. Family Practice Education Advisory Board	1975	RCW 70.112.030	Not in OFM data	Not in OFM data	Not in OFM data	Not in OFM data
7. Heritage Barn Preservation Advisory Board	2007	RCW 27.34.405	Not in OFM data	Not in OFM data	Not in OFM data	Not in OFM data
8. Historical Preservation Advisory Council	1971	RCW 27.34.250	Not in OFM data	Not in OFM data	Not in OFM data	Not in OFM data
9. Historical Society Board of Trustees	1983	RCW 27.34	\$19,000	\$10,001-\$50,000	6	6
10. Housing Finance Commission	1983	RCW 43.180.040	\$0	\$50,001-\$100,000	24	28
11. School for the Blind, Board of Trustees	1973	RCW 72.41.020	\$17,000	\$10,001-\$50,000	6	6
12. School for the Deaf, Board of Trustees	2002	RCW 74.42.021	\$60,000	Not in OFM data	14	Not in OFM data
13. Women's History Consortium Board of Advisors	2005	RCW 27.34.360	Not in OFM data	\$10,001-\$50,000	Not in OFM data	8
14. Workforce Training & Education Coordinating Board	1991	RCW 28C.18.020	\$203,000	Not in OFM data	13	Not in OFM data
15. Workforce Training Customer Advisory Committee	1999	RCW 28C.04.390	Not in OFM data	Not in OFM data	Not in OFM data	Not in OFM data

Appendix 1 – Inventory of Existing Boards and Commissions

Other Human Services Board or Commission Name	Year Created	Created Specifically in Legislation?	Biennial Cost Reported to OFM in 2005	Biennial Cost Reported to OFM in 2007	# of Biennial Meetings Reported to OFM in 2005	# of Biennial Meetings Reported to OFM in 2007
1. Acupuncture Ad Hoc Consulting Group	1995	No	\$0	\$0-\$10,000	0	0
2. Advisory Board of Plumbers	1973	No	\$5,232	\$0-\$10,000	8	8
3. Ahtanum View Community Resource Board	Not in OFM data	No	\$0	Not in OFM data	8	Not in OFM data
4. Apprenticeship & Training Council	1941	RCW 49.04.010	\$20,000	\$10,001-\$50,000	8	7
5. Basic Health Advisory Committee	1997	No	Not in OFM data	\$0-\$10,000	Not in OFM data	4
6. Birth Defects Advisory Committee	Not in OFM data	No	\$0	Not in OFM data	0	Not in OFM data
7. Blind Vendors, State Committee for	1983	No	\$15,000	\$0-\$10,000	14	6
8. Breast & Cervical Health Program Advisory Committee	1999	No	\$4,000	\$0-\$10,000	1	2
9. Cancer Registry	1998	No	\$0	\$0-\$10,000	0	2
10. Cedar Creek Corrections Center Community Advisory Committee	Not in OFM data	No	\$160	Not in OFM data	8	Not in OFM data
11. Chemical Dependency Certification Advisory Committee	1998	RCW 18.205.080	\$21,000	\$50,001-\$100,000	5	6
12. Child Profile Advisory Group	2002	No	\$3,400	\$0-\$10,000	6	6
13. Children of Color Advisory Committee	2007	RCW 74.13.096	Not in OFM data	Not in OFM data	Not in OFM data	Not in OFM data
14. Chiropractic Advisory Committee	1973	RCW 51.36.150	\$13,000	\$0-\$10,000	18	18
15. Chiropractic Quality Assurance Commission	1994	RCW 18.25.151	\$574,000	Over \$250,000	12	12
16. Cholinesterase Stakeholder Advisory Committee	2004	No	\$13,000	\$10,001-\$50,000	11	11
17. Clallam Bay Corrections Center Community Advisory Board	Not in OFM data	No	\$0	Not in OFM data	4	Not in OFM data

Appendix 1 – Inventory of Existing Boards and Commissions

Other Human Services Board or Commission Name	Year Created	Created Specifically in Legislation?	Biennial Cost Reported to OFM in 2005	Biennial Cost Reported to OFM in 2007	# of Biennial Meetings Reported to OFM in 2005	# of Biennial Meetings Reported to OFM in 2007
18. Clemency & Pardons Board	1981	RCW 9.94A.880	\$14,000	Not in OFM data	8	Not in OFM data
19. Community HIV Prevention Planning Group	1994	No	\$115,000	\$100,001-\$250,000	20	13
20. Connell Citizens Advisory Committee	Not in OFM data	No	\$0	Not in OFM data	0	Not in OFM data
21. Correction Center for Women Community Advisory Committee	Not in OFM data	No	\$100	Not in OFM data	15	Not in OFM data
22. Correctional Industries' Board	1981	RCW 72.09.070	\$40,000	\$10,001-\$50,000	6	4
23. Crime Victims Compensation Advisory Committee	1993	No	\$700	\$0-\$10,000	6	6
24. Criminal Justice Training Commission	1974	RCW 43.101.020	\$14,000	\$10,001-\$50,000	8	8
25. Dental Hygiene Examining Committee	1983	RCW 18.29.110	\$23,300	Over \$250,000	7	9
26. Dental Quality Assurance Commission	1994	RCW 18.32.0351	\$300,000	Over \$250,000	17	28
27. Dispensing Optician Examining Committee	1957	RCW 18.34.050	\$40,000	\$50,001-\$100,000	6	6
28. Electrical Board	1951	RCW 19.28.311	\$24,000	\$10,001-\$50,000	9	9
29. Elevator Safety Advisory Committee	1964	RCW 70.87.220	\$0	\$0-\$10,000	8	8
30. Emergency Medical Services & Trauma Care Steering Committee	1990	RCW 70.168.020	\$18,000	\$50,001-\$100,000	11	11
31. Emergency Medical Services Licensing & Certification Advisory Committee	1990	RCW 18.73.040	\$13,000	\$10,001-\$50,000	8	8
32. Employment Law Advisory Committee	2005	No	\$0	\$0-\$10,000	0	7
33. End of Sentence Review Committee	1997	RCW 72.09.345	\$1,000	Not in OFM data	56	Not in OFM data
34. Examining Board of Psychology	1955	RCW 18.83.035	\$56,000	\$100,001-\$250,000	14	12
35. Expert Panel on Infection Control	1992	No	\$0	\$0-\$10,000	0	0

Appendix 1 – Inventory of Existing Boards and Commissions

Other Human Services Board or Commission Name	Year Created	Created Specifically in Legislation?	Biennial Cost Reported to OFM in 2005	Biennial Cost Reported to OFM in 2007	# of Biennial Meetings Reported to OFM in 2005	# of Biennial Meetings Reported to OFM in 2007
36. Factory Assembled Structures Advisory Board	1968	RCW 43.22.420	\$3,400	\$0-\$10,000	8	8
37. Family Planning & Reproductive Health Statewide Advisory Committee	1979	No	\$2,800	\$10,001-\$50,000	5	6
38. Fire Fighters Technical Review Committee	Not in OFM data	No	\$4,800	Not in OFM data	5	Not in OFM data
39. Health & Welfare Advisory Board	1991	RCW 48.62.051	\$3,000	Not in OFM data	4	Not in OFM data
40. Health Care Assistants Ad Hoc Committee	Not in OFM data	No	\$0	Not in OFM data	0	Not in OFM data
41. Health Care Facilities Authority	1974	RCW 70.37.030	\$1,900,000	Not in OFM data	24	Not in OFM data
42. Health Disparities, Interagency Coordinating Council on	2006	RCW 43.20.270	Not in OFM data	Not in OFM data	Not in OFM data	Not in OFM data
43. Health Information Infrastructure Advisory Board	2005	RCW 41.05.035	Not in OFM data	\$50,001-\$100,000	Not in OFM data	17
44. Health Insurance Partnership Board	2007	RCW 70.47A.100	Not in OFM data	Not in OFM data	Not in OFM data	Not in OFM data
45. Health Insurance Pool	1987	RCW 48.41.040	Not in OFM data	Not in OFM data	Not in OFM data	Not in OFM data
46. Health Services Advisory Board	Not in OFM data	No	\$0	Not in OFM data	12	Not in OFM data
47. Health, Board of	1965	RCW 43.20.030	Not in OFM data	Over \$250,000	Not in OFM data	9
48. Hearing & Speech, Board of	1996	RCW 18.35.150	\$234,000	\$100,001-\$250,000	8	8
49. Hepatitis C Task Force	2003	No	\$0	\$0-\$10,000	1	4
50. HIV Early Intervention Program Steering Committee	1993	No	\$41,000	\$10,001-\$50,000	8	8
51. HIV Policy Collaborative	2004	No	\$2,000	\$0-\$10,000	7	2
52. HIV/AIDS Education Program Review Panel	1986	No	\$3,000	\$0-\$10,000	1	1

Appendix 1 – Inventory of Existing Boards and Commissions

Other Human Services Board or Commission Name	Year Created	Created Specifically in Legislation?	Biennial Cost Reported to OFM in 2005	Biennial Cost Reported to OFM in 2007	# of Biennial Meetings Reported to OFM in 2005	# of Biennial Meetings Reported to OFM in 2007
53. HIV/AIDS, Governor's Advisory Council on	1991	No	\$35,000	\$10,001-\$50,000	18	12
54. Home Care Quality Authority	2002	RCW 74.39A.230	\$15,000	Not in OFM data	22	Not in OFM data
55. Human Rights Commission	1949	RCW 49.60.050	\$57,000	\$50,001-\$100,000	27	12
56. Industrial Insurance Appeals, Board of	1949	RCW 51.52.010	\$30,000,000	Over \$250,000	48	48
57. Industrial Safety & Health Advisory Committee	1997	RCW 49.17.055	\$4,500	\$0-\$10,000	8	9
58. Integrated Justice Information Board	2003	RCW 10.98.210	\$6,000	Not in OFM data	20	Not in OFM data
59. Jail Industries Board	1993	RCW 36.110.030	\$220,000	\$100,001-\$250,000	8	8
60. Law Enforcement Training Standards & Education, Board on	1997	RCW 43.101.310	\$13,000	\$10,001-\$50,000	8	8
61. Licensed Counselor Advisory Committee	2001	RCW 18.225.060	\$56,000	Not in OFM data	7	Not in OFM data
62. Marysville Community Citizens Violation Board	Not in OFM data	No	\$0	Not in OFM data	0	Not in OFM data
63. Massage, Board of	1975	RCW 18.108.020	\$33,600	Over \$250,000	6	10
64. McNeil Island Secure Community Transition Facility Operational Advisory Board	Not in OFM data	No	\$0	Not in OFM data	8	Not in OFM data
65. Medical Quality Assurance Commission	1994	RCW 18.71.015	Not in OFM data	Over \$250,000	Not in OFM data	16
66. Mental Health Counselors, Marriage & Family Therapists, & Social Workers Advisory Committee	2001	RCW 18.225.060	Not in OFM data	\$50,001-\$100,000	Not in OFM data	7
67. Midwifery Advisory Committee	1981	RCW 18.50.140	\$1,308	\$0-\$10,000	3	0
68. Naturopathic Advisory Committee	1987	RCW 18.36A.070	\$37,000	\$100,001-\$250,000	4	4
69. Nursing Care Quality Assurance Commission	1994	RCW 18.79.070	\$268,000	Over \$250,000	26	34

Appendix 1 – Inventory of Existing Boards and Commissions

Other Human Services Board or Commission Name	Year Created	Created Specifically in Legislation?	Biennial Cost Reported to OFM in 2005	Biennial Cost Reported to OFM in 2007	# of Biennial Meetings Reported to OFM in 2005	# of Biennial Meetings Reported to OFM in 2007
70. Nursing Home Administrators, Board of	1970	RCW 18.52.040	\$9,228	\$0-\$10,000	7	7
71. Occupational Therapy Practice Board	1984	RCW 18.59.120	\$33,300	\$100,001-\$250,000	15	13
72. Olympic Corrections Center Community Advisory	Not in OFM data	No	\$0	Not in OFM data	0	Not in OFM data
73. Onsite Wastewater Policy Advisory Committee	1983	No	\$0	\$0-\$10,000	0	0
74. Onsite Wastewater Technical Review Committee	1974	RCW 70.118.100-110	\$50,000	\$0-\$10,000	12	0
75. Optometry Board	1963	RCW 18.54.020	\$110,664	\$100,001-\$250,000	9	8
76. Orthotics & Prosthetics Advisory Committee	1997	RCW 18.200.060	\$4,724	\$50,001-\$100,000	2	2
77. Osteopathic Medicine & Surgery, , Board of	1979	RCW 18.57.003	\$17,260	\$10,001-\$50,000	13	8
78. Peninsula Work Release Community Advisory Board	Not in OFM data	No	\$0	Not in OFM data	8	Not in OFM data
79. Penitentiary Community Advisory Committee	Not in OFM data	No	\$100	Not in OFM data	3	Not in OFM data
80. Pesticide Incident Reporting & Tracking Review Panel	1990	RCW 70.104.070-090	\$98,700	\$100,001-\$250,000	16	10
81. Pharmacy & Therapeutics Committee	2003	RCW 70.14.050 (4)	\$94,146	\$50,001-\$100,000	11	10
82. Pharmacy, Board of	1935	RCW 18.64.001	\$178,300	Over \$250,000	21	22
83. Physical Therapy, Board of	1949	RCW 18.74.020	\$37,800	Over \$250,000	18	16
84. Pierce County Community Justice Center Oversight Board	Not in OFM data	No	\$0	Not in OFM data	0	Not in OFM data
85. Podiatric Medical Board	1982	RCW 18.22.013	\$6,233	\$10,001-\$50,000	9	8

Appendix 1 – Inventory of Existing Boards and Commissions

Other Human Services Board or Commission Name	Year Created	Created Specifically in Legislation?	Biennial Cost Reported to OFM in 2005	Biennial Cost Reported to OFM in 2007	# of Biennial Meetings Reported to OFM in 2005	# of Biennial Meetings Reported to OFM in 2007
86. Prescription Drug Purchasing Consortium Advisory Commission	2005	RCW 70.14.060 (3)	Not in OFM data	\$0-\$10,000	Not in OFM data	7
87. Prevailing Wage Advisory Committee	1990	No	\$2,000	\$0-\$10,000	7	7
88. Preventive Health Advisory Committee	1993	No	\$3,550	\$0-\$10,000	4	4
89. Public Employee Benefits Board	1988	RCW 41.05.055 &.065	\$13,000	\$10,001-\$50,000	14	15
90. Public Health Improvement Plan Steering Committee	1994	No	Not in OFM data	\$0-\$10,000	Not in OFM data	11
91. Radiologic Technologists Ad Hoc Committee	1985	No	\$361,000	\$100,001-\$250,000	0	0
92. Rehabilitation Council for the Department of Services for the Blind	1983	RCW 74.18.070	Not in OFM data	\$10,001-\$50,000	Not in OFM data	8
93. Religious Advisory Board	1984	No	\$2,900	\$0-\$10,000	14	11
94. Self Insurance Insolvency Trust Board	1987	No	\$3,000	\$0-\$10,000	2	2
95. Sentencing Guidelines Commission	1981	RCW 9.94A.850	\$1,500,000	Not in OFM data	20	Not in OFM data
96. Sex Offender Policy Board	2008	RCW 9.94A.8673	Not in OFM data	Not in OFM data	Not in OFM data	Not in OFM data
97. Sex Offender Treatment Program Advisory Committee	Not in OFM data	No	\$0	Not in OFM data	4	Not in OFM data
98. Sexual Offender Treatment Provider Advisory Committee	1990	RCW 18.155.050	\$156,000	\$100,001-\$250,000	7	6
99. Stafford Creek Liaison Committee	Not in OFM data	No	\$100	Not in OFM data	8	Not in OFM data
100.State Genetics Advisory Committee	1992	No	\$4,000	\$0-\$10,000	4	4
101.Tobacco Settlement Authority	2002	RCW 43.340.020	\$96,000	Not in OFM data	4	Not in OFM data
102.Traumatic Brain Injury Council	2007	RCW 74.31.020	Not in OFM data	Over \$250,000	Not in OFM data	12

Appendix 1 – Inventory of Existing Boards and Commissions

Other Human Services Board or Commission Name	Year Created	Created Specifically in Legislation?	Biennial Cost Reported to OFM in 2005	Biennial Cost Reported to OFM in 2007	# of Biennial Meetings Reported to OFM in 2005	# of Biennial Meetings Reported to OFM in 2007
103. Traumatic Brain Injury Grant Advisory Board	2002	No	Not in OFM data	\$0-\$10,000	Not in OFM data	8
104. Unemployment Insurance Advisory Committee	1992	No	\$7,000	\$0-\$10,000	9	6
105. Vaccine Advisory Committee	1994	No	\$9,000	\$10,001-\$50,000	8	7
106. Veterans Affairs Advisory Committee, Governor's	1975	RCW 43.60A.080	\$55,000	\$10,001-\$50,000	12	12
107. Veterans Innovation Program Board	2006	RCW 43.60A.170	Not in OFM data	\$0-\$10,000	Not in OFM data	6
108. Veterinary Board of Governors	1959	RCW 18.92.021	\$110,000	\$100,001-\$250,000	12	8
109. Water Supply Advisory Committee	1995	RCW 70.119A.160	\$6,394	\$0-\$10,000	8	8
110. Water Use Efficiency Subcommittee of Washington Water Supply Advisory Committee	Not in OFM data	No	\$20,667	Not in OFM data	11	Not in OFM data
111. Water Works Operator Certification Advisory Committee	1995	No	\$1,500	\$0-\$10,000	3	1
112. Workers' Compensation Advisory Committee	1972	No	\$789,000	\$0-\$10,000	11	10

Public Schools Board or Commission Name	Year Created	Created Specifically in Legislation?	Biennial Cost Reported to OFM in 2005	Biennial Cost Reported to OFM in 2007	# of Biennial Meetings Reported to OFM in 2005	# of Biennial Meetings Reported to OFM in 2007
1. Admission & Professional Conduct Advisory Committee	Not in OFM data	No	\$9,000	Not in OFM data	4	Not in OFM data
2. Bilingual Education Advisory Committee	2003	No	Not in OFM data	\$10,001-\$50,000	Not in OFM data	5
3. Education, State Board of	2005	RCW 28A.305.011	\$856,000	Over \$250,000	12	6
4. Family Literacy Advisory Committee	Not in OFM data	No	\$10,000	Not in OFM data	2	Not in OFM data

Appendix 1 – Inventory of Existing Boards and Commissions

Public Schools Board or Commission Name	Year Created	Created Specifically in Legislation?	Biennial Cost Reported to OFM in 2005	Biennial Cost Reported to OFM in 2007	# of Biennial Meetings Reported to OFM in 2005	# of Biennial Meetings Reported to OFM in 2007
5. Gifted Education Advisory Committee	Not in OFM data	No	\$4,500	Not in OFM data	6	Not in OFM data
6. Mathematics Advisory Panel & Science Advisory Panel	2007	RCW 28A.305.219	Not in OFM data	Not in OFM data	Not in OFM data	Not in OFM data
7. Native American Education Advisory Committee	Not in OFM data	No	\$6,000	Not in OFM data	Not in OFM data	Not in OFM data
8. Private School Advisory Committee	1974	RCW 28A.195.050	\$2,000	Not in OFM data	5	Not in OFM data
9. Reading First Advisory Committee	Not in OFM data	No	\$1,000	Not in OFM data	2	Not in OFM data
10. School Bus Driver Training Committee	1990	No	Not in OFM data	\$0-\$10,000	Not in OFM data	3
11. School Bus Equipment & Specifications Committee	1990	No	Not in OFM data	\$0-\$10,000	Not in OFM data	4
12. School Facilities Advisory Board	2006	RCW 28A.525.025	\$14,000	Not in OFM data	12	Not in OFM data
13. School Safety Advisory Committee	Not in OFM data	No	\$1,000	Not in OFM data	24	Not in OFM data
14. Special Education Advisory Council	Not in OFM data	No	\$60,000	Not in OFM data	8	Not in OFM data
15. Title I/Learning Assistance Program Committee of Practitioners	Not in OFM data	No	\$70,000	Not in OFM data	6	Not in OFM data
16. Title I Migrant Education Advisory Committee	1988	Section 1304(c) (3)	Not in OFM data	\$10,001-\$50,000	Not in OFM data	6
17. Title I Migrant Education Practitioners Committee	Not in OFM data	No	\$3,000	Not in OFM data	2	Not in OFM data

Appendix 1 – Inventory of Existing Boards and Commissions

Transportation Board or Commission Name	Year Created	Created Specifically in Legislation?	Biennial Cost Reported to OFM in 2005	Biennial Cost Reported to OFM in 2007	# of Biennial Meetings Reported to OFM in 2005	# of Biennial Meetings Reported to OFM in 2007
1. Auto Theft Prevention Authority	2007	RCW 46.66.010	Not in OFM data	Not in OFM data	Not in OFM data	Not in OFM data
2. Aviation Advisory Committee	2002	No	\$1,200	\$0-\$10,000	6	7
3. Bicycle & Pedestrian Advisory Committee	1984	No	\$4,900	\$0-\$10,000	5	5
4. Bridge Replacement Advisory Committee	1985	No	\$0	\$0-\$10,000	3	3
5. Commute Trip Reduction Task Force	1991	RCW 70.94.537	Not in OFM data	Over \$250,000	Not in OFM data	12
6. Coordinated Transportation, Agency Council on	1998	RCW 47.06B.020	\$40,000	Over \$250,000	12	6
7. County Road Administration Board	1965	RCW 36.78.030	\$3,226,000	\$100,001-\$250,000	8	8
8. Design Standards	1949	RCW 35.78.020	Not in OFM data	Not in OFM data	Not in OFM data	Not in OFM data
9. Driver Training School Advisory Committee	1979	RCW 46.82.300	Not in OFM data	\$0-\$10,000	Not in OFM data	5
10. Enhancement Advisory Committee	2005	No	\$950	\$0-\$10,000	1	1
11. Ferry Advisory Committees	1982	RCW 47.60.310	\$6,000	\$0-\$10,000	14	14
12. Fire Protection Policy Board (WA State Patrol)	1986	RCW 43.43.932	Not in OFM data	Not in OFM data	Not in OFM data	16
13. Forensic Investigations Council (WA State Patrol)	1983	RCW 43.103.030	\$281,508	Not in OFM data	Not in OFM data	21
14. Freight Mobility Strategic Investment Board	1998	RCW 47.06A.020	\$35,000	\$10,001-\$50,000	24	12
15. Local Agency Guidelines	1985	No	\$0	\$0-\$10,000	3	3
16. Marine Employees' Commission	1983	RCW 47.64.280	\$360,744	Not in OFM data	21	Not in OFM data
17. Motorcycle Safety Education Advisory Board	1983	RCW 46.20.520	Not in OFM data	\$0-\$10,000	Not in OFM data	4
18. Nonhighway & Off-Road Vehicle Activities Advisory Committee	1986	RCW 46.09.280	Not in OFM data	\$0-\$10,000	Not in OFM data	11

Appendix 1 – Inventory of Existing Boards and Commissions

Transportation Board or Commission Name	Year Created	Created Specifically in Legislation?	Biennial Cost Reported to OFM in 2005	Biennial Cost Reported to OFM in 2007	# of Biennial Meetings Reported to OFM in 2005	# of Biennial Meetings Reported to OFM in 2007
19. Pilotage Commissioners, Board of	1935	RCW 88.16 .010	\$335,271	Over \$250,000	20	27
20. Safe Routes to School Advisory Board	2005	No	Not in OFM data	\$0-\$10,000	Not in OFM data	4
21. Special License Plate Review Board	2003	RCW 46.16.705	Not in OFM data	\$0-\$10,000	Not in OFM data	1
22. T2 Advisory Committee	Not in OFM data	No	\$2,750	Not in OFM data	3	Not in OFM data
23. The Transportation Planning Organization	2003	No	\$17,500	\$10,001-\$50,000	6	7
24. Traffic Safety Commission	1967	RCW 43.59.010	\$1,000	Not in OFM data	8	Not in OFM data
25. Transportation Commission	1977	RCW 47.01.051	\$810,000	Over \$250,000	40	54
26. Transportation Improvement Board	1988	RCW 47.26.121	\$57,000	Not in OFM data	12	Not in OFM data

APPENDIX 2 – STATUTE SUMMARY

What are the Legislative Findings and Recommendations Related to Boards and Commissions?

The Legislature has declared that boards and commissions have been:

- Created in excessive numbers;
- Created without legislative review or input and without an assessment of whether there is a resulting duplication of purpose or process;
- Duplicating duties of existing governmental entities, creating additional expense, and obscuring responsibility; and
- Difficult to control in terms of growth because of the many special interests involved.

Accordingly, the Legislature established a process found in Chapter 43.41 RCW to eliminate redundant and obsolete boards and commissions and to restrict the establishment of new boards and commissions (RCW 43.41.220).

The Legislature also finds that the “continued proliferation of both statutory and non-statutory groups of this nature without effective, periodic review of existing groups can result in wasteful duplication of effort, fragmentation of administrative authority, lack of accountability, plus an excessive and frequently hidden financial burden on the state.” (RCW 43.88.500)

Furthermore, the Legislature finds that a lack of current and reliable information about boards and commissions hinders the effectiveness of legislative oversight and review these entities. Therefore, the Legislature has created a central clearinghouse in the Office of Financial Management (RCW 43.88.500).

Who Maintains a List of Boards and Commissions?

The director of the Office of Financial Management (OFM) is directed by statute to compile a current list of all permanent and temporary, statutory and non-statutory boards and commissions after each biennium. However, OFM is only required to include boards and commissions whose members are eligible to receive travel expenses for their meetings under RCW 43.03.050 and 43.03.060 (RCW 43.88.505).

According to RCW 43.88.505, the OFM boards and commissions list shall include, but not be limited to, any group that:

- a) Functions primarily in an advisory, planning, or coordinating capacity;
- b) Performs advertising, research, promotional, or marketing services for a specific business, industry, or occupation; or
- c) Performs licensing, regulatory, or quasi-judicial functions, adopts rules, or has responsibility for the administration or policy direction of a state agency or program.

The list must contain the following information:

- a) The legal authorization for the creation of the group;
- b) The number of members on the group, the appointing authority, and the agency to which the group reports;
- c) The number of meetings held during the preceding biennium;
- d) A brief summary of the primary responsibilities of the group;
- e) The total estimated cost of operating the group during the preceding biennium and the estimated cost of the group during the ensuing biennium; and
- f) The source of funding for the group.

In order to facilitate the compilation of the list, statute requires each agency to submit information to the OFM director on boards and commissions that are involved in their agencies operation and whose members are eligible to receive travel expenses for their meetings (RCW 43.88.515).

How are Boards and Commissions to be Reviewed?

OFM's Role in Reviewing Boards and Commissions

New boards and commissions that are not established or required in statute, but that meet the requirements for the list of boards and commissions, cannot be established without approval of the director of OFM (RCW 43.41.240). The OFM director must consider the following criteria giving priority in the order listed (RCW 43.41.50):

- a) If approval is critical to public safety, health, or welfare or to the effectiveness of state government;
- b) If approval will not result in duplication of the work or responsibilities of another governmental agency;
- c) If approval will not have a significant impact on state revenues;
- d) If approval is for a limited duration or on an ad hoc basis;
- e) If the work of the board or commission could be effectively done by a nonpublic entity;
- f) If approval will result in significant enhancement of expertise in state government; and
- g) If approval will result in operational efficiencies other than fiscal savings.

The Governor's Role in Reviewing Boards and Commissions

The Governor is required by statute to conduct a review of all entities included in the OFM boards and commissions list. Exceptions include entities established under constitutional mandate; court order or rule; federal law; or as a condition of receiving federal financial assistance. After conducting the review, the Governor recommends to the Legislature which boards and commissions should be terminated, consolidated, or have their duties transferred to an existing state agency every odd-numbered year. The Governor must make an evaluation based on the following criteria, ordered by priority (RCW 43.41.220):

1. Has the mission of the board or commission been completed or ceased to be critical to effective state government?
2. Does the work of the board or commission directly affect public safety, welfare, or health?
3. Can the work of the board or commission be effectively done by another state agency without adverse impact on public safety, welfare, or health?
4. Will termination of the board or commission have a significant adverse impact on state revenue because of loss of federal funds?
5. Will termination of the board or commission save revenues, be cost neutral, or result in greater expenditures?
6. Is the work of the board or commission being done by another board, commission, or state agency?
7. Could the work of the board or commission be effectively done by a nonpublic entity?
8. Will termination of the board or commission result in a significant loss of expertise to state government?
9. Will termination of the board or commission result in operational efficiencies that are other than fiscal in nature?
10. Could the work of the board or commission be done by an ad hoc committee?

APPENDIX 3 – REVIEW OF OTHER STATES

A review of approaches to evaluating boards and commissions in other states found a variety of methods for selecting entities for review. Exhibit 11 summarizes the approaches for states that review boards and commissions systematically.

Exhibit 11 – Other States Use a Variety of Methods to Select and Review Boards and Commissions

	Selecting Entities for Review	Review Approach
Arizona	Sunset Review: Standard audit program for auditing regulatory boards	<ul style="list-style-type: none"> • To determine the actual need of the agency to regulate or direct the particular activity. • To determine the extent to which the statutory requirements of the agency are necessary and are being met. • To receive testimony from the public as to the relationship of the agency with the public. • To receive testimony from the executive director or other head of the agency as to reasons for the continuation of the agency.
Colorado	Some audits required by statute, others at the discretion of the state auditor	<ul style="list-style-type: none"> • No set framework. Depends on scope of audit. • State Auditor looks at program funding and significance of the program. • Reviews activities common to all of the regulatory boards, such as complaint and enforcement. • Reviews programs governed by boards and commissions.
Florida	Sunset process	Whether entity: <ul style="list-style-type: none"> • Serves a public purpose; • Facilitates public participation in an agency’s activities and provide agency staff with stakeholder; • Has expertise without duplicating the efforts of other entities; • Are mandated by federal law; and • Fulfill their public purposes as defined by statute.
Maine	Biennial identification of opportunities for potential cost savings	Questions about: <ul style="list-style-type: none"> • Membership and staffing • Funding sources • Costs • Expired terms • Statutory compliance • Accomplishments

Appendix 3 – Review of Other States

	Selecting Entities for Review	Review Approach
Texas	Sunset process with schedule determined by Legislature	<ul style="list-style-type: none"> • How efficiently and effectively does the agency and its advisory committees operate? • How successful has the agency been in achieving its mission, goals, and objectives? • Does the agency perform any duties that are not statutorily authorized? If so, what is the authority for those activities and are they necessary? • What authority does the agency have related to fees, inspections, enforcement, and penalties? • In what ways could the agency’s functions/operations be less burdensome or restrictive and still adequately protect and serve the public? • How much do the agency’s programs duplicate those of other agencies and how well does the agency coordinate with those agencies? • Does the agency promptly and effectively address complaints? • To what extent does the agency encourage and use public participation when making rules and decisions? • How has the agency complied with state and federal requirements regarding equal employment opportunity, the rights and privacy of individuals, and purchasing guidelines for historically underutilized businesses? • How effectively does the agency enforce rules on potential conflicts of interest of its employees? • How effectively and efficiently does the agency comply with the Public Information Act and the Open Meetings Act? • Would abolishing the agency cause federal government intervention or loss of federal funds?
Virginia	Entities chosen by Legislature	<ul style="list-style-type: none"> • Examine the history, budget, and current activities of each governmental entity; • Determine whether critical functions are being performed as efficiently and cost-effectively as possible; • Identify duplicative functions and activities; • Determine whether the entity is funded at appropriate levels; • Compare and evaluate the entity’s work and results with its stated statutory mission; and • Make recommendations for consolidation, elimination, reduction, or increase of activities and funding of each entity based upon review.

Source: JLARC analysis.

References:

Arizona:

- <http://www.azleg.gov/ars/41/02954.htm> (10/17/08).

Colorado:

- The Colorado Board of Medical Examiners and The Colorado Nursing Board Performance Audit, November 2001.

Florida:

- http://www.oppaga.state.fl.us/reports/sunset/comm_assessments.html (10/17/08).
- Florida Sunset Memorandum, Department of Highway Safety and Motor Vehicles Advisory Committees, September 7, 2007.

Maine:

- State Boards, Committees, Commissions, and Councils – Opportunities to Improve the State’s Fiscal Position and Increase Efficiency, February 2008.

Texas:

- <http://www.sunset.state.tx.us/guide.pdf> (10/17/08).
- Sunset Review of the Texas Equine Research Account Advisory Committee, June 2007.

Virginia:

- Departmental Review of the Department of Administration, Boards, Commissions, and Committees, July 2008.

