



King County

Transportation Needs and Resources

A presentation to the Joint Transportation Committee
November 14, 2012

Department of Transportation
Paulette Norman, County Engineer



King County roads

The County road system is valued at \$39 billion, and was built over generations.

- Roads
- Bridges
- Sidewalks
- Traffic signals
- Culverts



What's the problem?

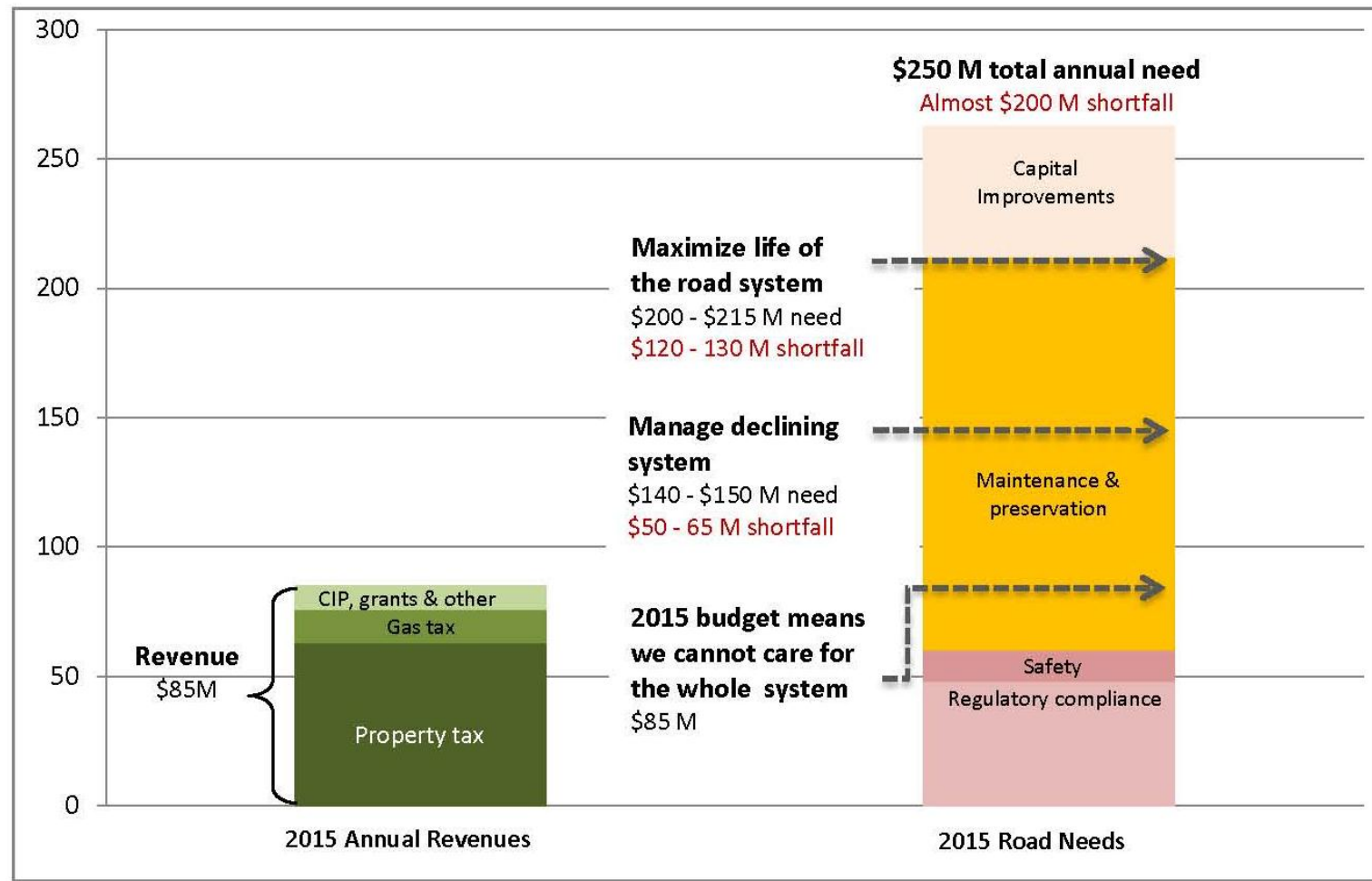
Revenue has declined significantly

- Lower property values mean lower road tax revenues
- Fuel-efficient cars, and fewer people driving means lower gas tax revenue
- **Less tax revenue means less service**



How is it different than we expected?

Road Services maintenance, preservation and capital improvement needs and annual funding shortfall



Key assets failing



What does it mean?

Less maintenance work

- Reduced preventative maintenance will lead to more expensive fixes later

Reduced storm and disaster response

- Snow and ice
- Downed trees
- Flooding



What are we doing now?

- Focusing our remaining resources on safety and necessary maintenance
- Managing our work more efficiently
- Reducing costs by reducing service
- The Executive is proposing some short-term assistance in the 2013-14 county budget



Preserving the Metro Transit System

- What we are doing:
 - \$385 million in reforms and efficiencies
 - Spending down reserves
 - Congestion Reduction Charge – ends in 2014
- What is needed:
 - *\$75 million per year in additional revenue to preserve current Metro-funded service

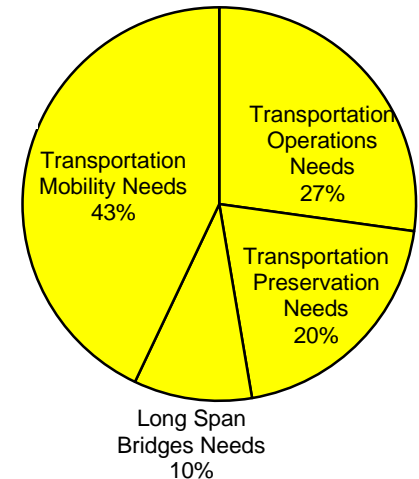
*Based on current sales tax forecast



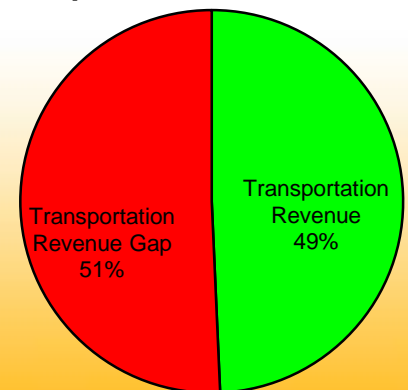
Partnering with King County cities

- Technical Work Group to define local transportation needs
- Collaborating with our city partners on revenue request

**Transportation Needs
\$9.43 billion**



**Transportation Revenue & Gap
\$9.43 billion**



Thank you!

Questions?

www.kingcounty.gov/transportation/kcdot