



**Joint Transportation Committee
City Panel and Project Funding Discussion**

Ashley Probart
June 26, 2019



TIB Mission and Core Values

Improve and Innovate

TIB actively modernizes and improves its business practices to ensure a deliberate connection between policies and actions.

Creativity and technology are used to find innovative ways to improve our projects, products and efficiency. "The way we've always done it" is rejected in favor of the best ways we can find to perform our work.

Manage projects to Ribbon Cutting

Involvement of the TIB staff increases after project selection. The goal of the agency is project completion rather than grant award.

TIB staff know their projects sufficiently to foresee and avoid potential problems.

TIB Mission

The TIB funds high priority transportation projects in communities throughout the state to enhance the movement of people, goods, and services.

Catalyst for project completion

TIB ensures that a strong prospect of full funding exists before providing funds.

Grants should be effective at leveraging additional funds and ensuring project completion.

Dollars in the ground, not in the bank

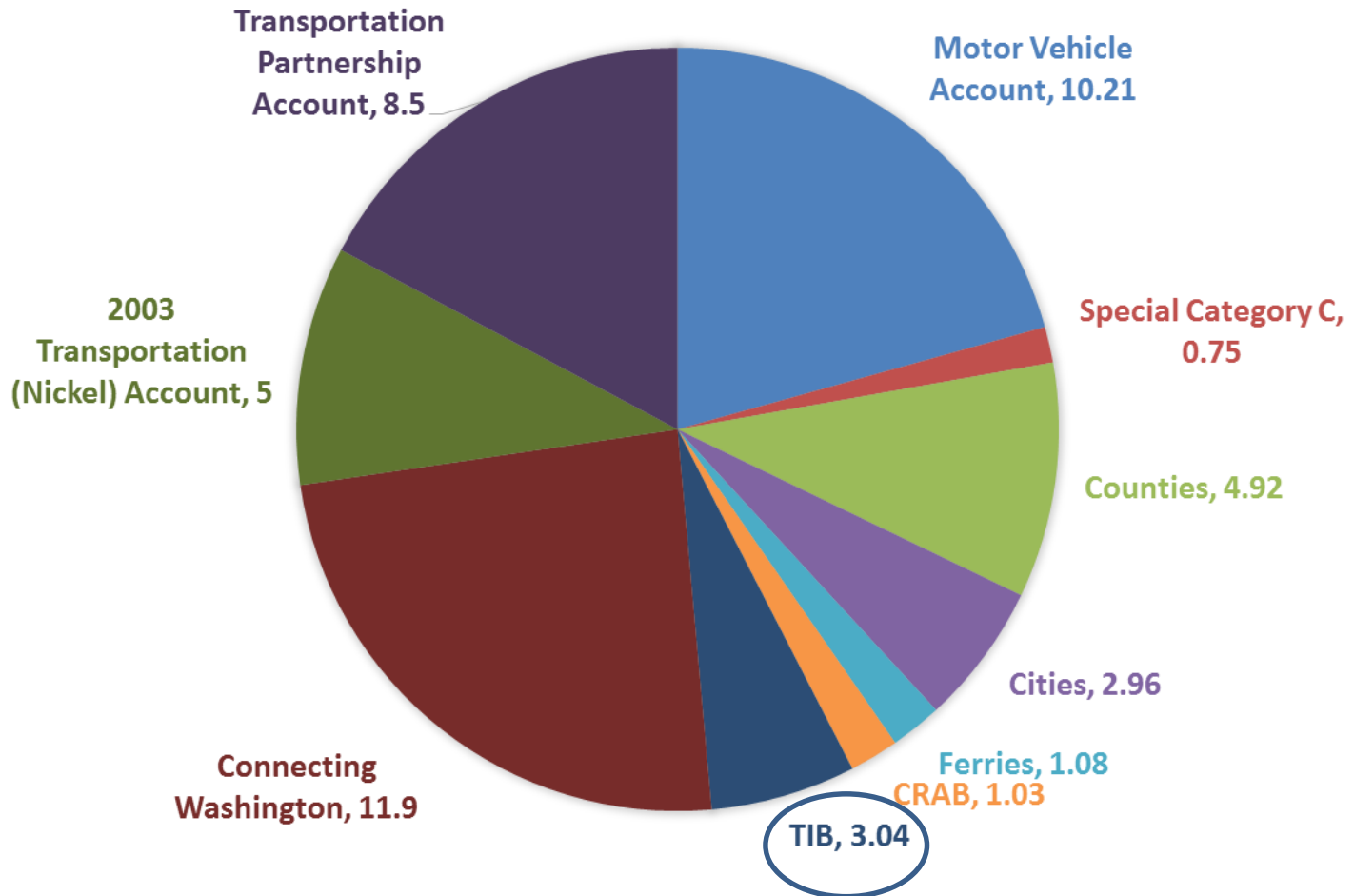
Transportation funding should be actively managed to its most efficient use. Inventory control is persistent to prevent hidden pitfalls.

Financial management is superior and financial decisions prudent, but aggressive.



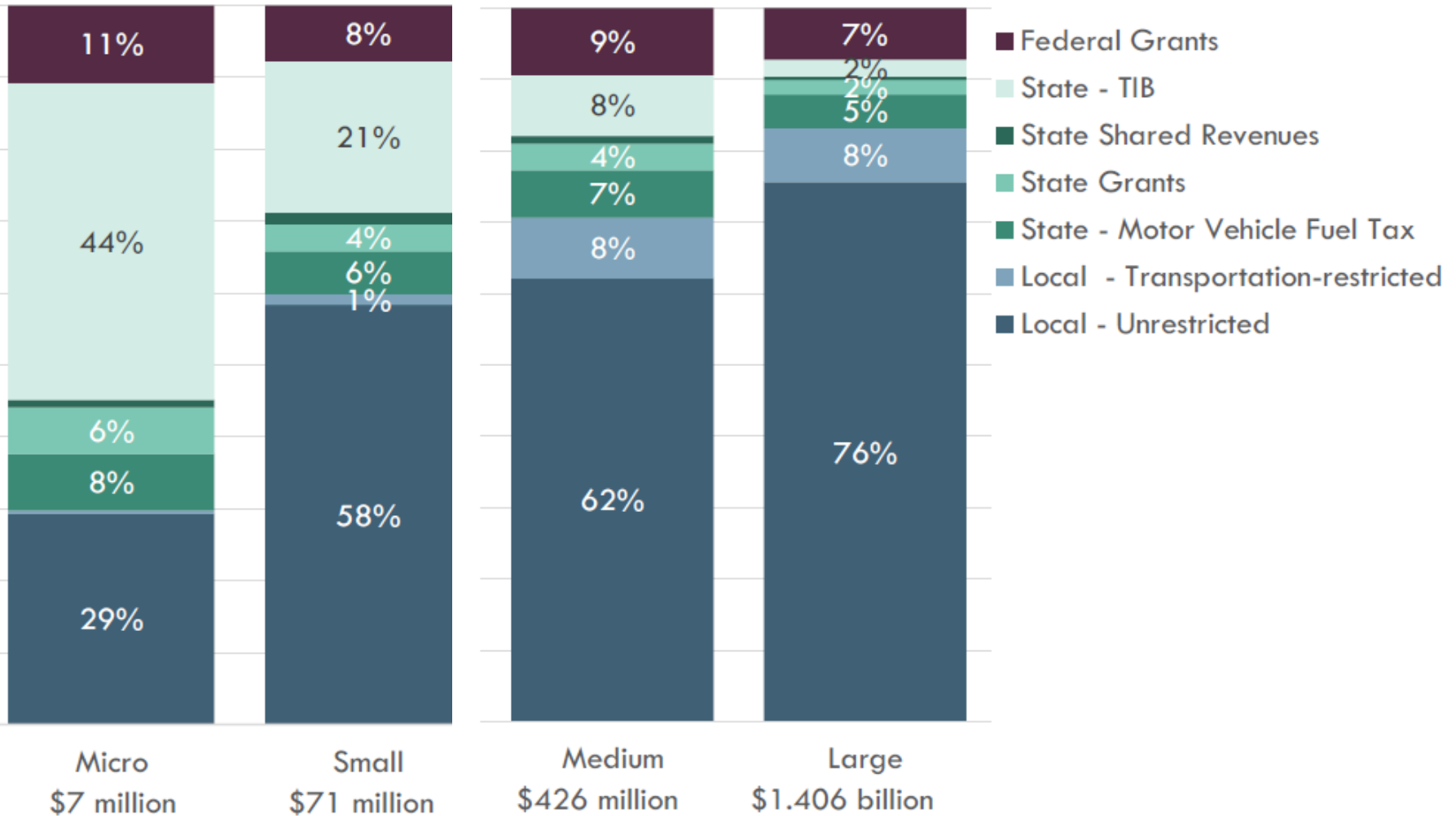
How is the gas tax distributed?

49.4-CENT GAS TAX DISTRIBUTION





TIB relationship with city projects



2012-2017 annual average

So you want to fund a project....





So you want to fund a project...

Step 1: Can you fund it yourself?

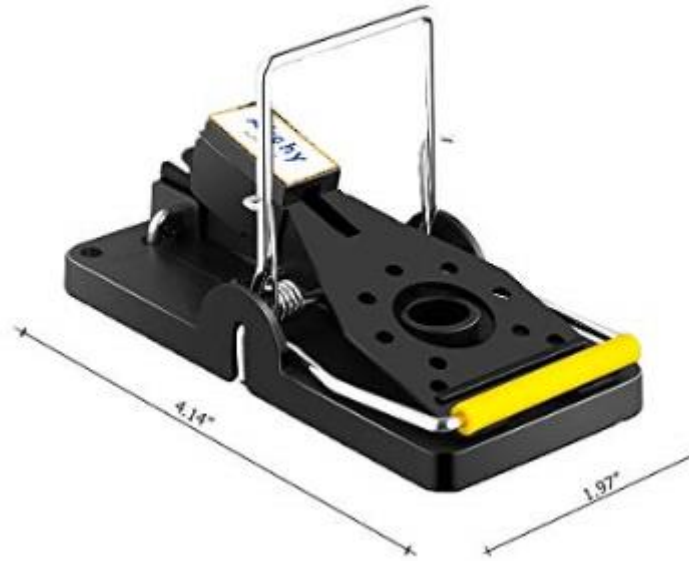


"We're encouraging people to become involved in their own rescue."



So you want to fund a project...

Step 2: Can't you be more efficient with your own money?



The perfect mouse trap



So you want to fund a project....

Total local budget: \$1M



**"I suppose I'll be the one
to mention the elephant in the room."**



Identify your chance of project success

A typical funding strategy for high cost projects:

Examples of Potential Funding Partners:

| Fund Source: | Available Funds | Average Award | Award Cycle (Frequency) | Anticipated Rating (High, medium, low, very low...) |
|--|-----------------|---------------|-------------------------|---|
| Federal: | | | | |
| -MPO | | | | |
| -INFRA | | | | |
| Port | | | | |
| Railroad | | | | |
| Transit | | | | |
| City Partners | | | | |
| County | | | | |
| Department of Commerce: | | | | |
| -Public Works Trust Fund Loan | | | | |
| -Community Economic Revitalization Board | | | | |
| Transportation Improvement Board | | | | |
| Developer/Private Sector | | | | |
| LID | | | | |
| Total: | | | | |
| Project match funding required: | | | | |
| Net: | | | | |



Identify funding partners

Financial — TIB Financial Information

Funding Partners

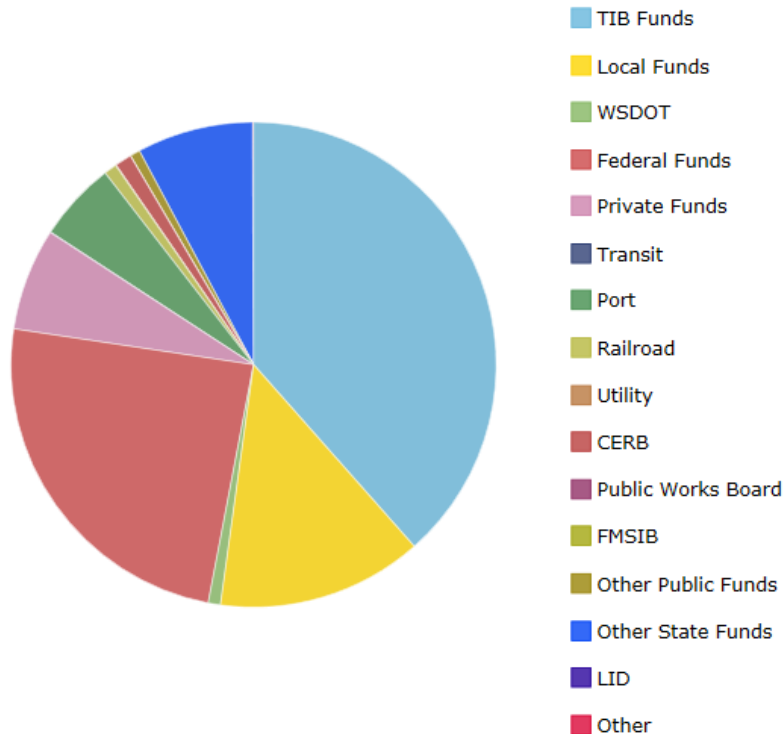
Partner Funding by Funding Source

Funding Sources - Historical View

Partner Funding by Funding Source

FY 2019 TIB Funded Projects

Select Fund Series



| Funding Source | Projects | Amount |
|------------------------------|----------|----------------------|
| TIB | 150 | \$114,165,644 |
| Local Agency | 107 | \$40,654,349 |
| WSDOT | 3 | \$2,429,920 |
| Federal Funds | 14 | \$72,290,545 |
| Private Funds | 6 | \$20,207,007 |
| Transit | 1 | \$95,000 |
| Port | 3 | \$15,745,104 |
| Railroad | 1 | \$2,500,000 |
| Utility | 1 | \$134,500 |
| CERB | 1 | \$3,300,000 |
| Public Works Board | 0 | \$0 |
| FMSIB | 0 | \$0 |
| Other Public Funds | 9 | \$2,011,053 |
| Other State Funds | 5 | \$22,923,090 |
| LID | 0 | \$0 |
| Other | 1 | \$250,000 |
| CDBG | 0 | \$0 |
| Total Partner Funding | | \$296,706,212 |



Identify your chance of project success

Identify the program(s) or revenues that meet your

Low \$

objective

High \$

High Success

281 Cities
75 Ports
39 Counties
30 Transit
Agencies
1 WSDOT

Low Success

EXAMPLE



Identify your chance of project success

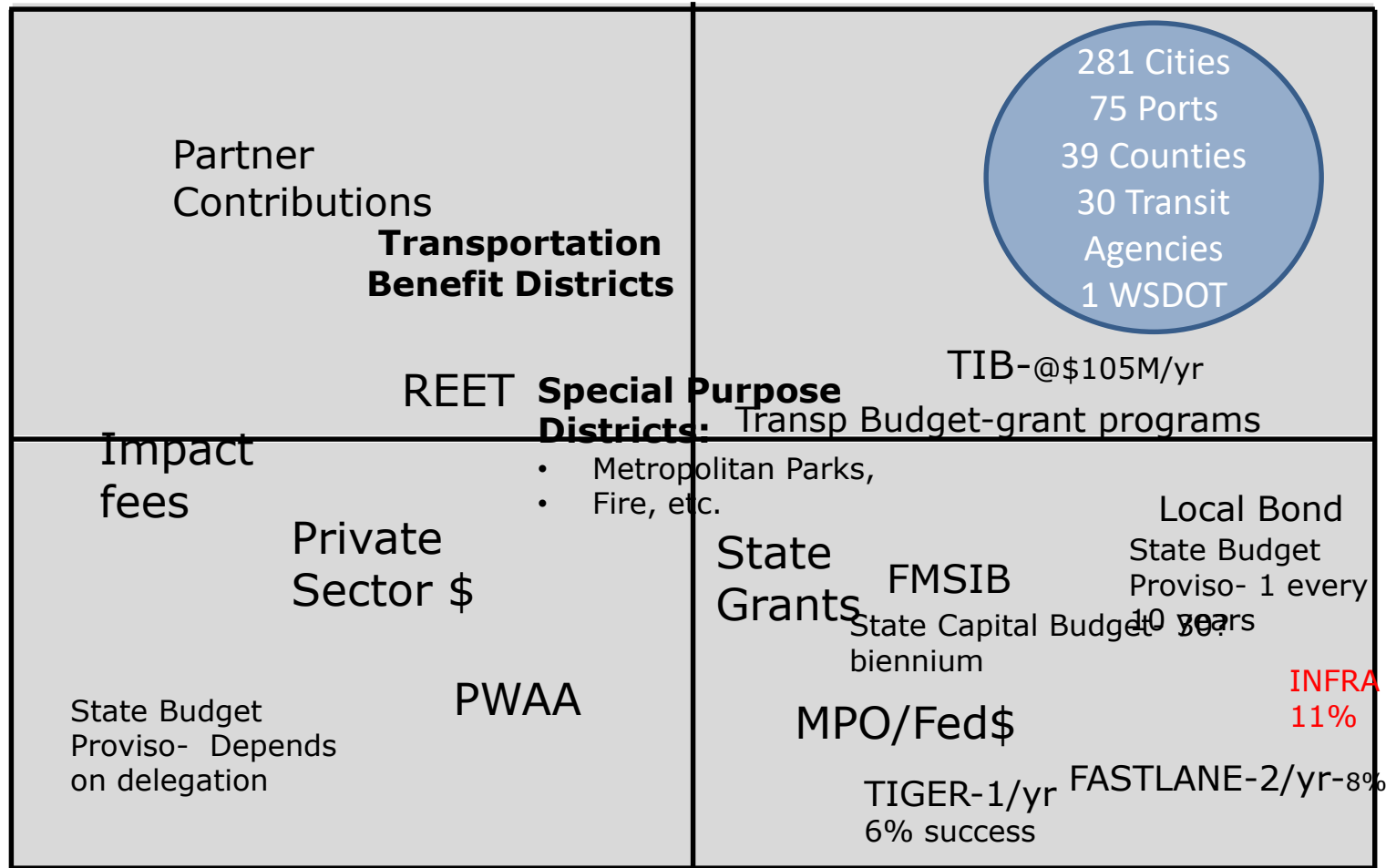
Identify the program(s) or revenues that meet your objective

Low \$

High \$

High Success

Low Success



EXAMPLE



Identify your chance of project success

Identify the program(s) that meets your objective-Example

Community Support



\$50,000 To \$5M

| | | | | |
|----------------------------|---------------|-----|-----|------------|
| Local \$ 1 or 2 Sources | 1 - 3partners | | | Private \$ |
| | TIB | MPO | DOT | |

1-3 years

\$5M to \$15M

| | | | | | |
|--------------------------------|-----|-----|----------------|-----------|--------------|
| Local \$ - Multiple Sources | TIB | MPO | State Agencies | Private\$ | State Budget |
|--------------------------------|-----|-----|----------------|-----------|--------------|

3-6 years

Over \$15M

| | | | | |
|---|---|-----|----------------|------------|
| Local \$ - Multiple Sources | TIB -Urban Arterial Program (\$3M-\$6M) | MPO | State Agencies | Private \$ |
| State Budget (line item) and/or National Grants (i.e. INFRA) | | | | |

6 years +



Agency Programs

Questions?

Transportation Improvement Board



Ashley Probart

Executive Director

(360) 586-1139

ashleyp@tib.wa.gov

www.tib.wa.gov

www.tib.wa.gov/tibdashboard