

THE SAFE SYSTEM: MAKING WASHINGTON ROADS SAFER FOR ALL

Mark McKechnie, Director of External Relations, WTSC

Joint Transportation Committee, Washington Legislature

May 19, 2022

NHTSA PROJECTS SIGNIFICANT INCREASES IN FATAL CRASHES IN US, 2021 (BASED ON PRELIMINARY DATA)

Fatality counts increased:

- Urban/rural collector roads: **+20%**
- Urban arterials and rural interstates: **+15%**
- Multi-vehicle crashes: **+21%**
- Crashes involving large trucks: **+13%**
- 35-44 yr. olds: **+15%**
- Ages 65 and older: **+14%**
- Females: **+12%**
- Pedestrians: **+13%**
- Drivers: **+12%**

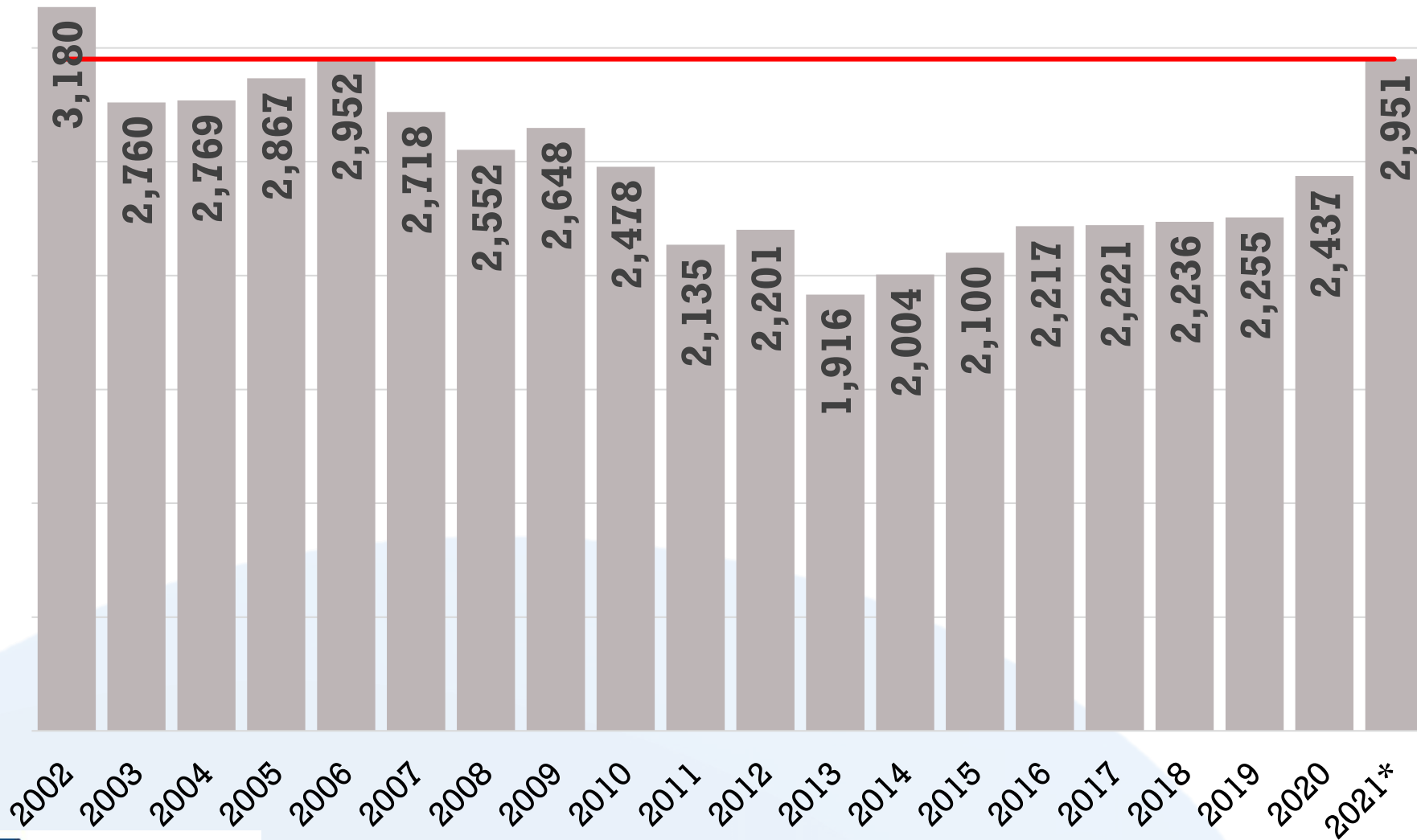
Source: [Early Estimates of Motor Vehicle Traffic Fatalities and Fatality Rate by Sub-categories in 2021](#), NHTSA, May 2020

Consistent with trends across the country, Washington has experienced alarming increases in serious and fatal crashes.



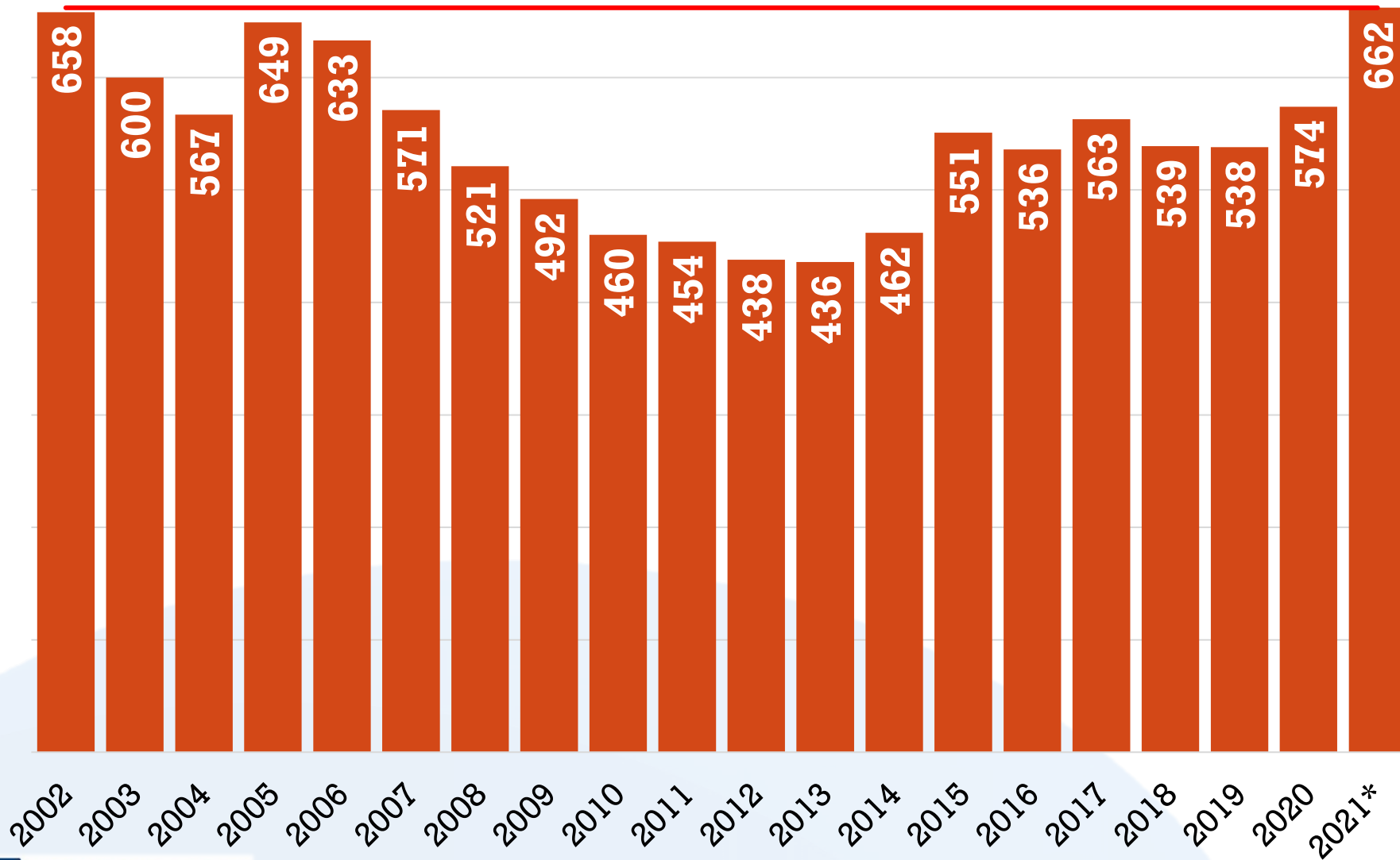
Washington Traffic Serious Injuries

*Crash Data Portal as of 5/5/2022



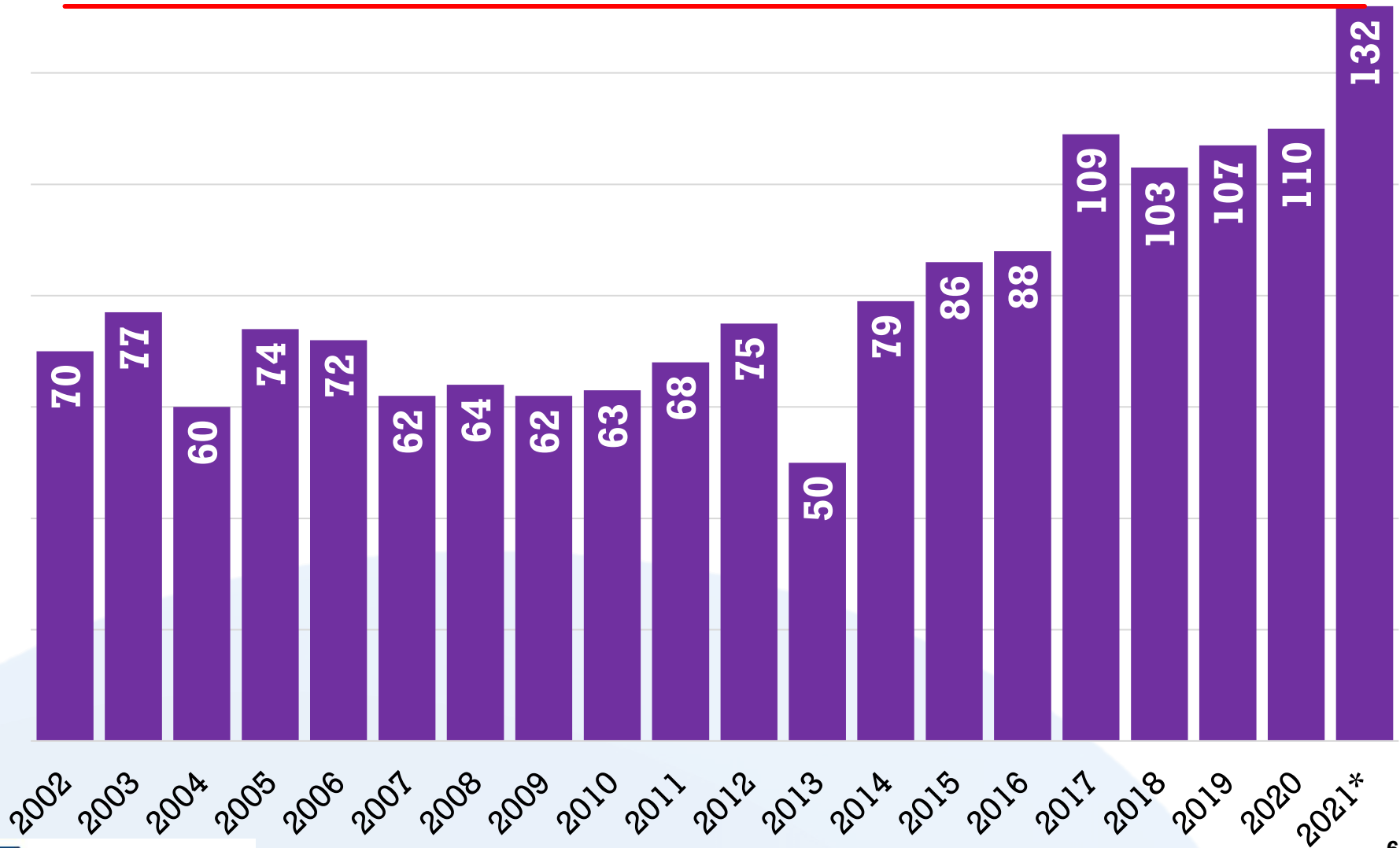
Washington Traffic Fatalities

*WA Coded Fatal Crash Files as of 5/5/2022

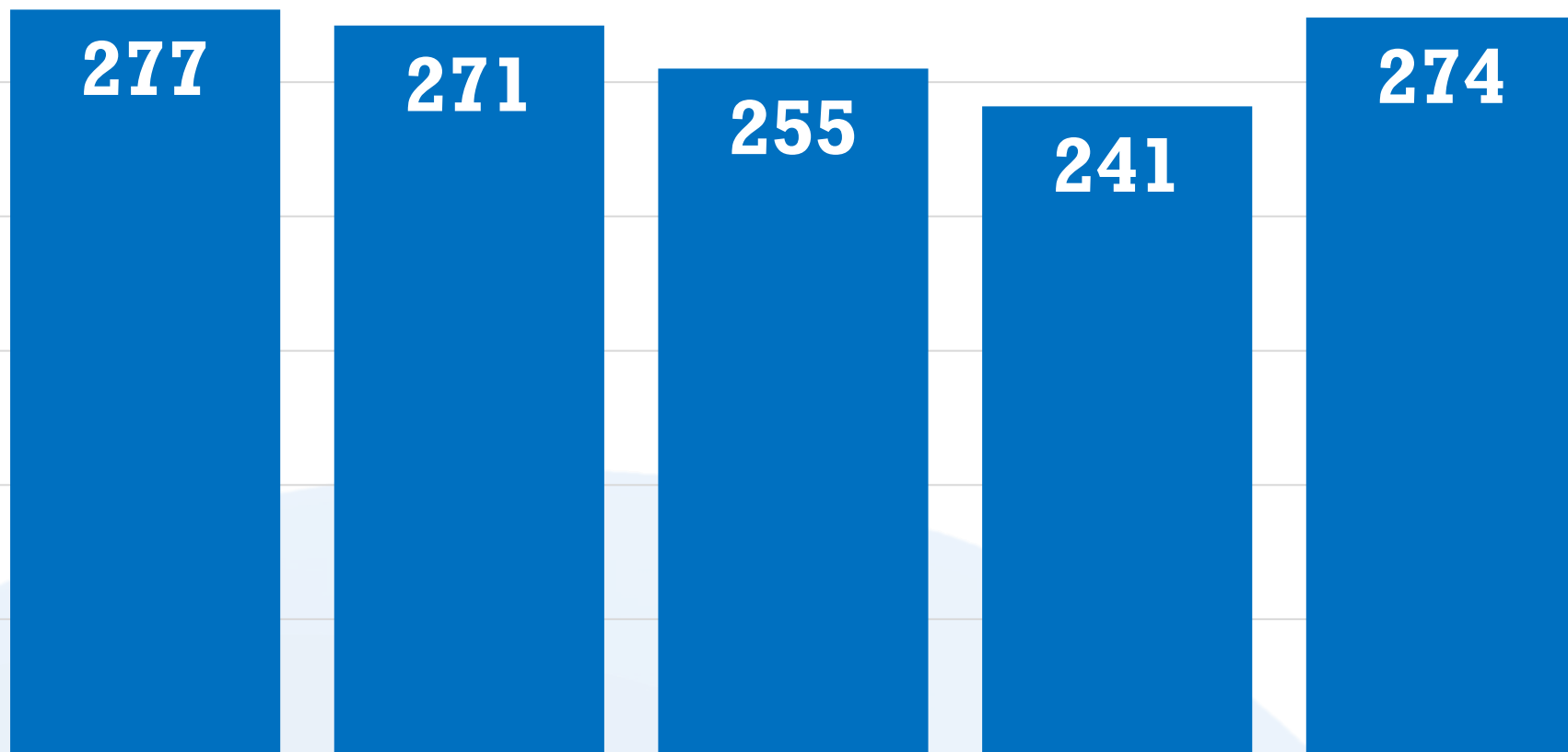


Washington Pedestrian Fatalities

*Crash Data Portal as of 5/16/2022



Washington Traffic Fatalities Involving Impaired Drivers



2016

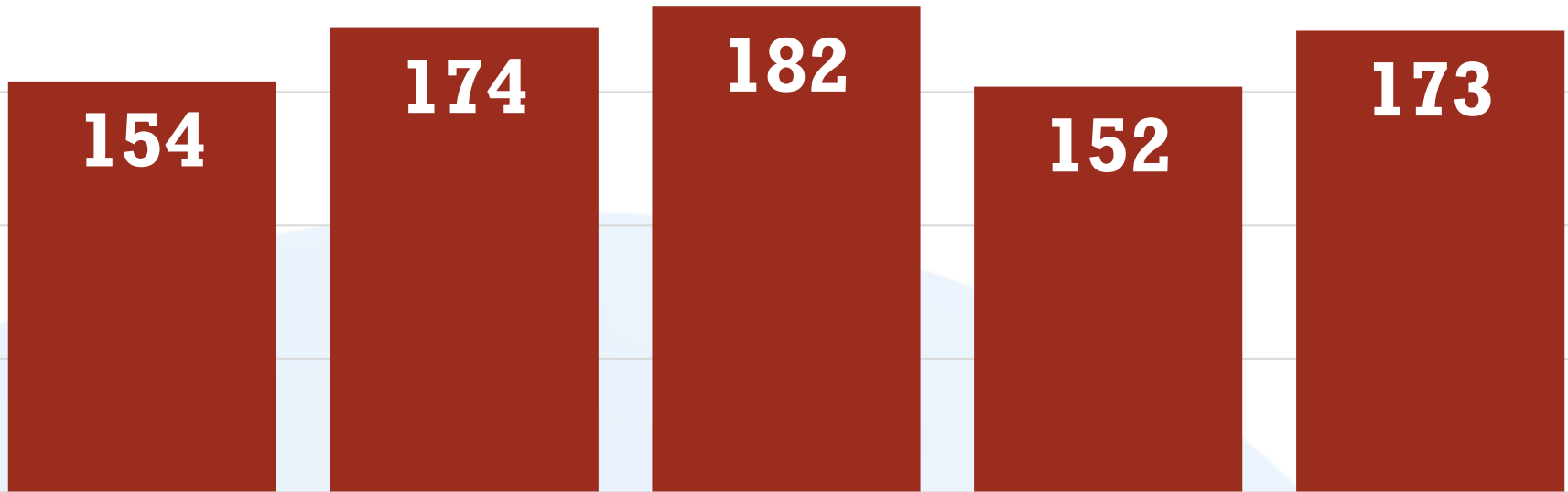
2017

2018

2019

2020

Washington Traffic Fatalities Involving Speeding Drivers



2016

2017

2018

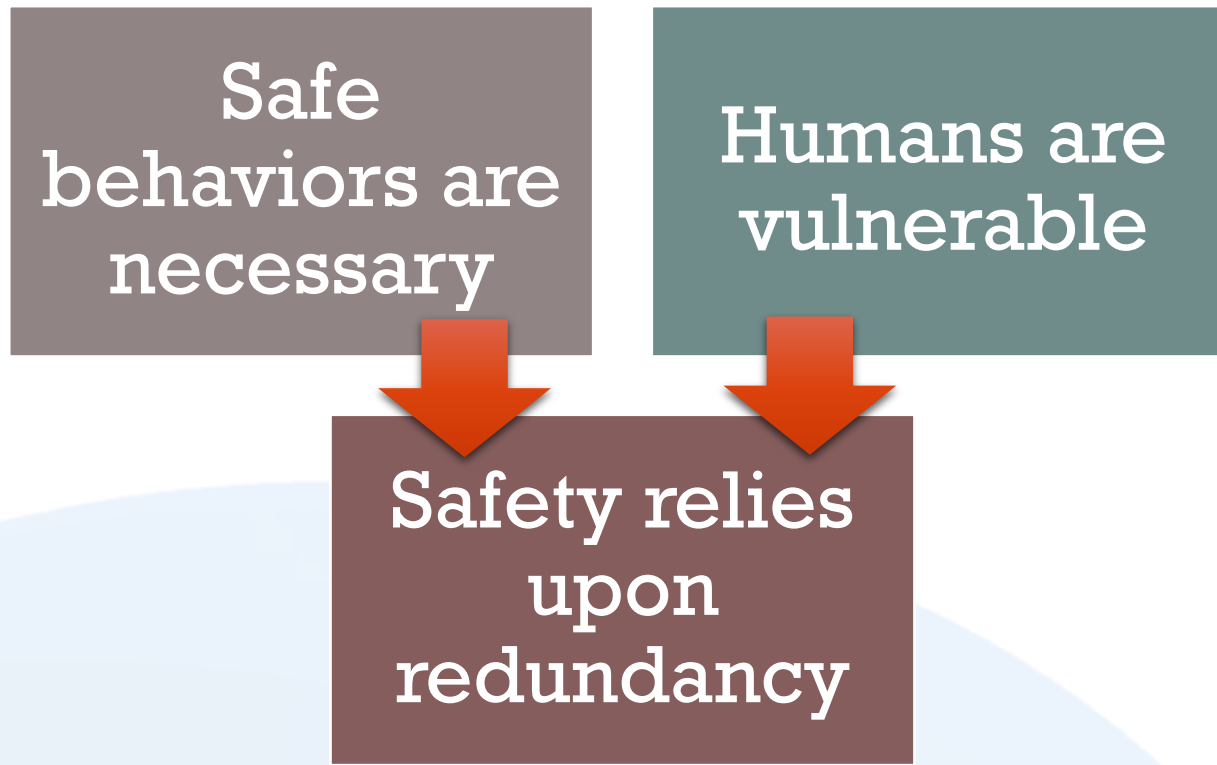
2019

2020

NATIONAL AND STATE PERSPECTIVES

- Stephanie Shaw, Safety Advocate, National Transportation Safety Board
- John Milton, State Safety Engineer, WSDOT
- Dongho Chang, State Traffic Engineer, WSDOT
- Mark McKechnie, WTSC

APPLYING SAFE SYSTEM APPROACHES IN WASHINGTON



Safer People

Encourage safe, responsible behavior by people who use our roads and create conditions that prioritize their ability to reach their destination unharmed.

Safer Speed


Promote safer speeds in all roadway environments through:

- thoughtful, context-appropriate roadway design and speed limits
- *targeted education and outreach campaigns*
- enforcement

WASHINGTON CULTURE IS ROOTED IN POSITIVE TRAFFIC SAFETY BEHAVIORS

Surveys show:

- Most people (94%) wear seat belts.
- Most people (78%) do not drive after drinking.
- Most people (85%) do not drive after using cannabis.
- Most drivers (91%) keep their focus on the road.

A first-person perspective from the driver's seat of a car. The driver's hands are on the steering wheel. The road ahead is a two-lane highway with a guardrail on the left, curving to the right. The background shows a scenic landscape with green hills and mountains under a cloudy sky.

Most Washingtonians (74%)
agree the only acceptable
number of deaths
on our roadways is

ZERO


TOGETHER WE GET THERE JUNTOS POR UN CAMINO MÁS SEGURO

Proactive tools should be used to identify and address safety issues in the transportation system, rather than waiting for crashes to occur and reacting afterwards.



[TOGETHERWEGETTHERE.COM](https://togetherwegetthere.com)

[JUNTOSLLEGAMOS.COM](https://juntosllegamos.com)



Starting May 23rd

**“Together We Get There”
education spots will be running
throughout the summer on TV,
radio, streaming, and social
media**

\$1M PUBLIC EDUCATION CAMPAIGN IN 2022





WE DRIVE DISTRACTION FREE



WE BUCKLE OUR SEAT BELTS



WE DRIVE SOBER (OR AVOID DRIVING)



WE WATCH OUT FOR ONE ANOTHER



WE SHARE THE ROAD



WE MOVE OVER AND SLOW DOWN

Questions



Thank You

Shelly Baldwin, Director
sbaldwin@wtsc.wa.gov

Mark McKechnie, Dir. External Relations
mmckechnie@wtsc.gov