

# Indiana's 21<sup>st</sup> Century Scholars Program: *Moving from Access to Success*



# Indiana Context



INDIANA COMMISSION  
for  
HIGHER EDUCATION

[www.che.in.gov](http://www.che.in.gov)



COMPLETION



PRODUCTIVITY



QUALITY

# Good News

- **College Aspirations:** Nearly **100%** of Hoosier students now say they plan to go to college
- **High School Graduation:** Nearly **90%** of Indiana students graduate from high school
- **College Access:** Nearly **2/3** of Indiana high school graduates go directly to college



# Challenges

- **College Readiness:** At least **1/3** of recent Indiana high school grads require remediation in college
- **College Completion:** Less than **1/3** of four-year college students graduate on time (4% of two-year college students)
- **Education Attainment:** Just over **1/3** of Hoosier adults have completed education beyond high school



# The Response



INDIANA COMMISSION  
for  
HIGHER EDUCATION

[www.che.in.gov](http://www.che.in.gov)



COMPLETION



PRODUCTIVITY



QUALITY

# Reaching Higher, Achieving More

## Core Principles:

- ✓ Student-Centered
- ✓ Mission-Driven
- ✓ Workforce-Aligned

## Core Priorities:

- ✓ Completion
- ✓ Productivity
- ✓ Quality




# Reaching Higher, Achieving More

Indiana will champion policies and actions that...

- “Integrate state financial aid policies and grant distribution through a unified higher education agency.”
- “Increase college cost transparency for students and families....”
- “Transform student aid programs from college access to success through tiered incentives...”
- “Promote on-time completion... by encouraging students to take 30 credit hours per year.”





# 21<sup>st</sup> Century Scholars Program





# Indiana's Financial Aid System

- State aid distribution based on student financial need
- Indiana awards more than \$300 million in need-based student financial aid annually
  - 1<sup>st</sup> in the Midwest
  - 6<sup>th</sup> in the nation
- Two largest state aid programs:
  - Frank O'Bannon Grant
  - 21<sup>st</sup> Century Scholarship



# 21<sup>st</sup> Century Scholars: Overview

- Established in 1990 to increase Hoosier students' **aspirations** for and **access** to higher education.
- Income-eligible students enroll in 7<sup>th</sup> or 8<sup>th</sup> grade.
- Students who fulfill the **Scholar Pledge** earn up to **four years of paid tuition** at an Indiana college.



# The (Original) 21<sup>st</sup> Century Scholars Pledge

- ✓ Graduate with an Indiana high school diploma from a high school recognized by the Indiana Department of Education
- ✓ Achieve a cumulative high school grade point average (GPA) of at least 2.0 on a 4.0 scale
- ✓ Not use illegal drugs or alcohol or commit a crime
- ✓ Apply for admission to an eligible Indiana college as a high school senior
- ✓ Apply on time for federal and state financial aid



# 21<sup>st</sup> Century Scholars: Eligibility Requirements

- ✓ Be a U.S. citizen or eligible non-citizen
- ✓ Be an Indiana resident
- ✓ Be enrolled in the 7th or 8th grade at an Indiana school accredited by the Indiana Department of Education
  - Children in Foster Care may apply after the 8th grade
  - Homeschooled students are not eligible
- ✓ Meet family income guidelines

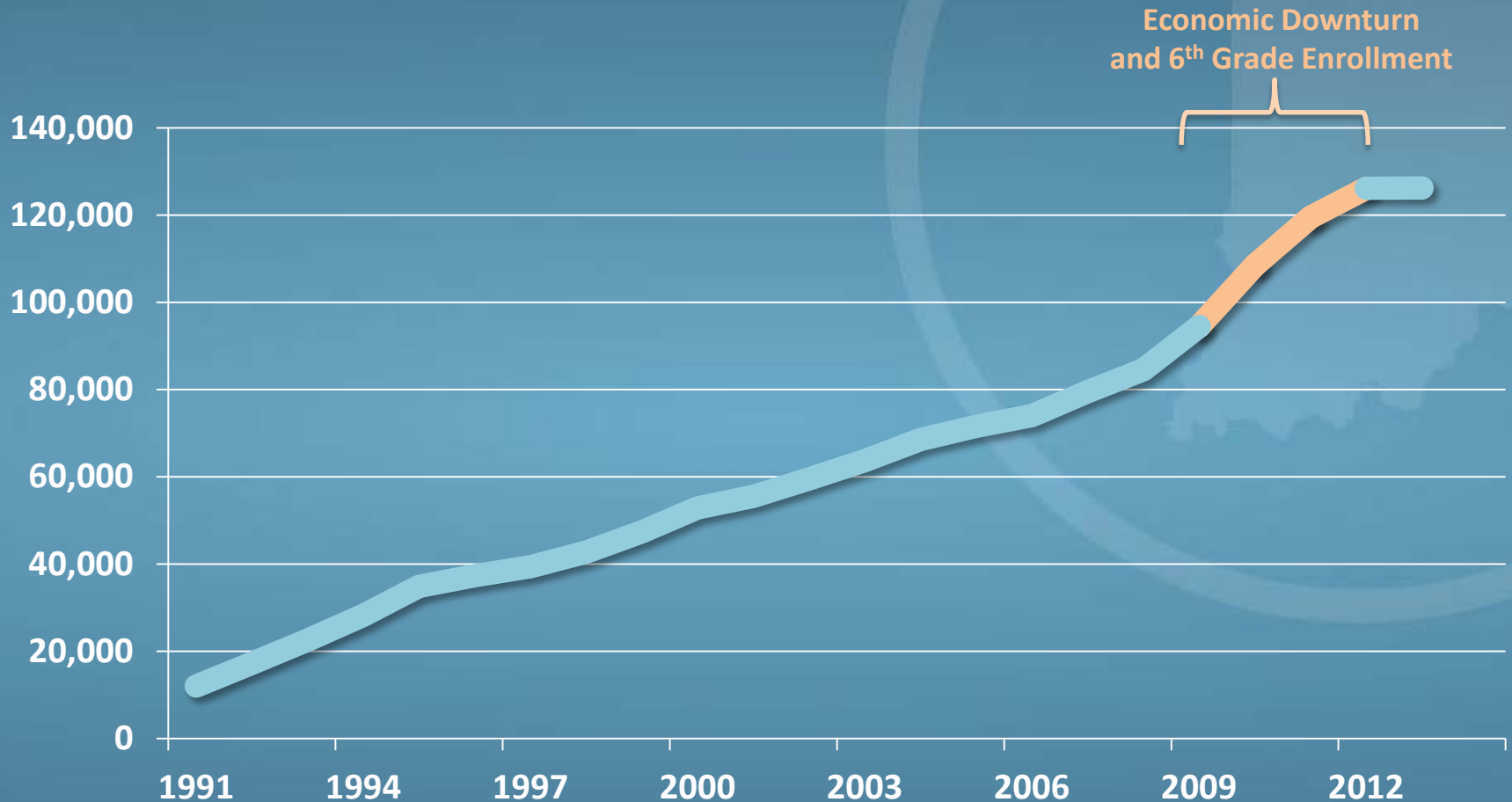


# The 21<sup>st</sup> Century Scholarship

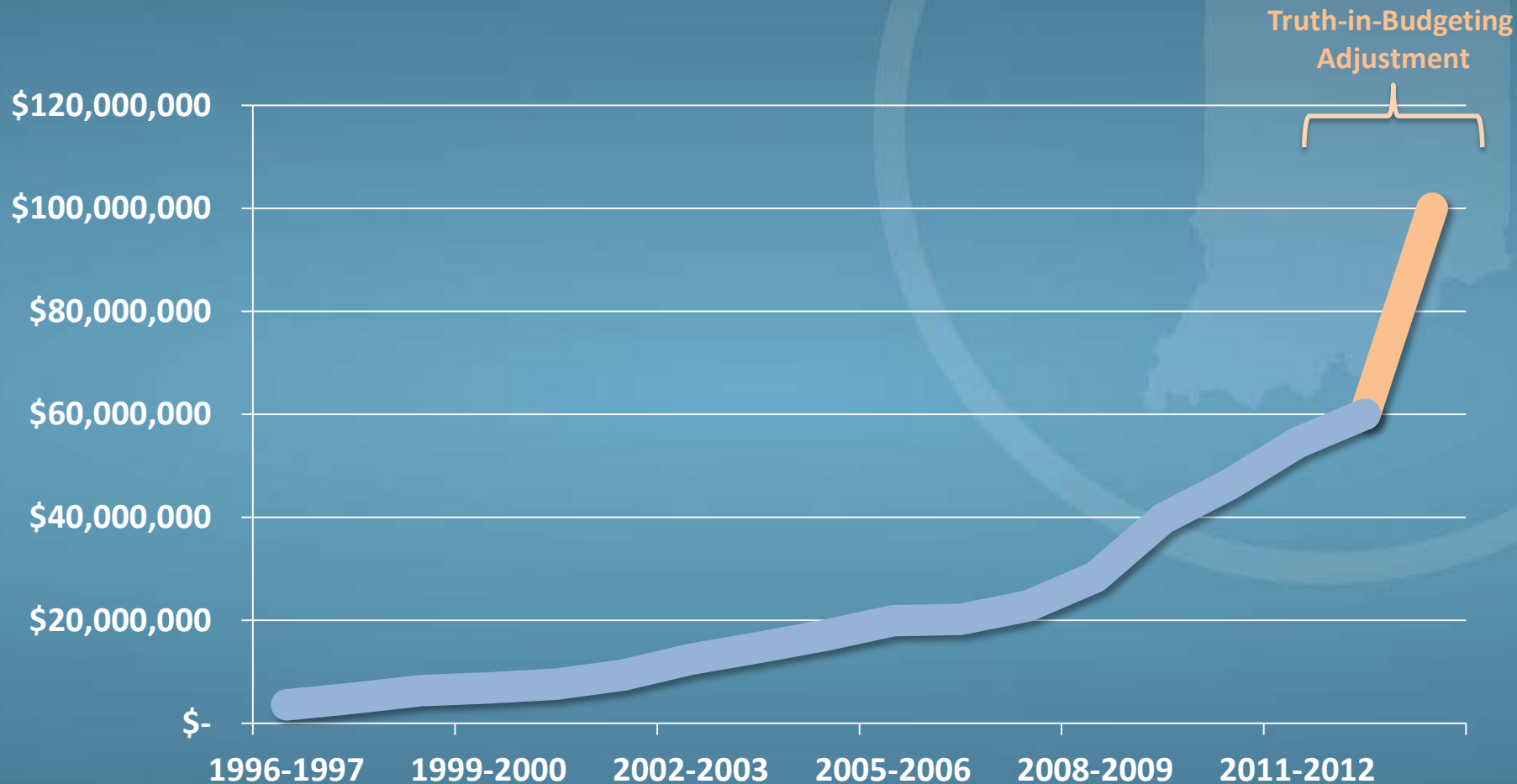
- ✓ **Pays up to four years full tuition at Indiana public colleges**
  - **Included:** Tuition and regularly-assessed fees
  - **Not Included:** Room and board, books, etc.
- ✓ **Pays partial tuition at approved Indiana private colleges**
  - **Non-profit:** Pays average cost of 4-year public colleges
  - **For-profit:** Pays equivalent cost of 2-year public colleges
- ✓ **Many colleges offer supplemental scholarships/incentives**
  - IU Covenant
  - Purdue Promise



# Total Enrolled Scholars by Year



# Scholarship Expenditures by Year



# 21<sup>st</sup> Century Scholars: Impact

## National model for increasing college access:

- **Student Participation:** More than **100,000** Scholars enrolled statewide in middle school through college.
- **High School Graduation:** More than **90%** of Scholars graduate from high school.
- **College Access:** **78%** of Scholars enter college directly after high school.





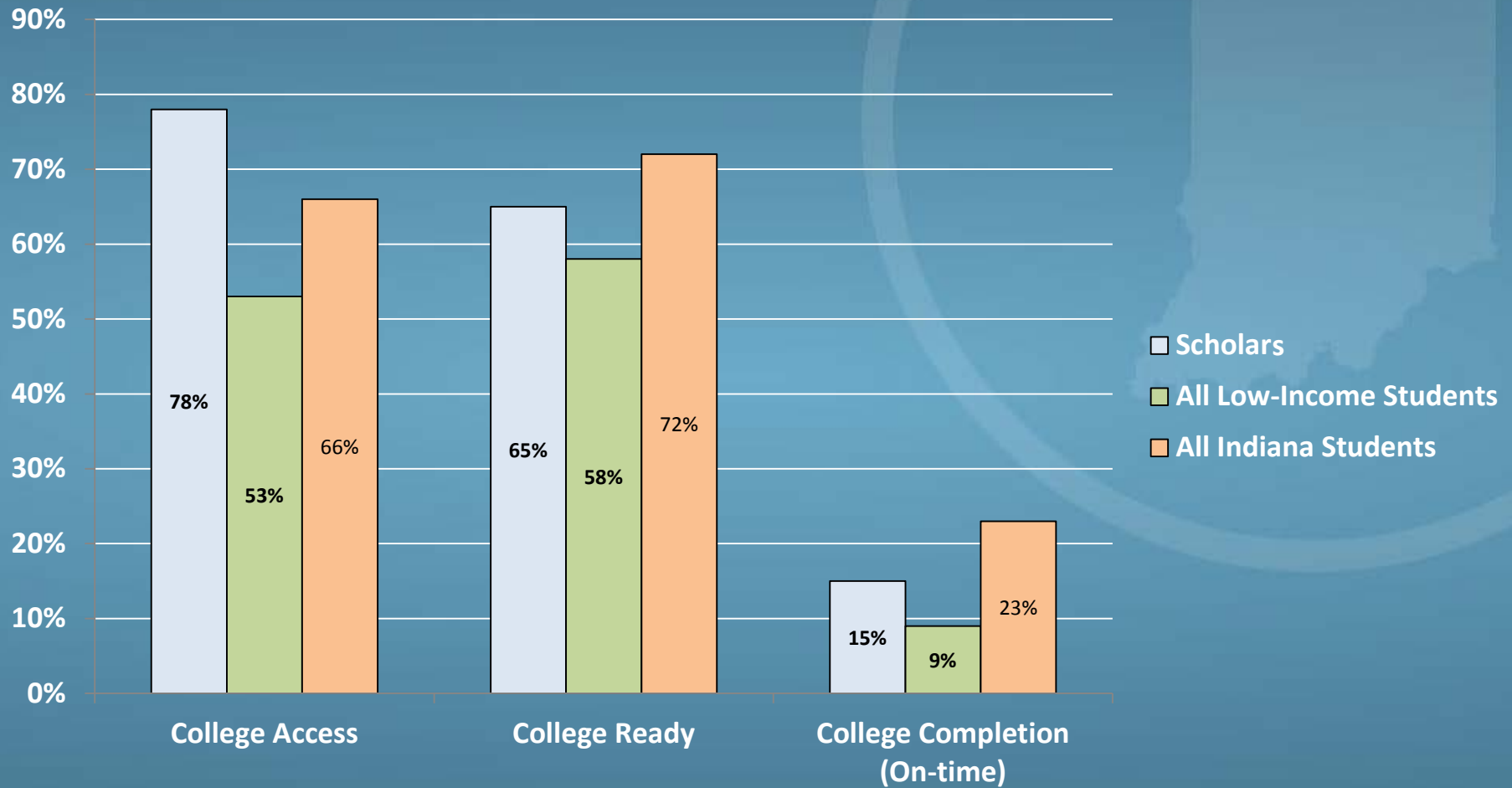
# 21<sup>st</sup> Century Scholars: Challenges

## Most Scholars DO NOT complete college:

- **On-time Completion:** Only **15%** of Scholars earn an associate or bachelor's degree on time.
- **College Completion (150% time):** **33%** of Scholars graduate after three and six years.



# 21<sup>st</sup> Century Scholars: Impact



# The Response



INDIANA COMMISSION  
for  
HIGHER EDUCATION

[www.che.in.gov](http://www.che.in.gov)



COMPLETION



PRODUCTIVITY



QUALITY

# A Program in Transition

## Moving from...

- ✓ College Access to **College Completion**
- ✓ Entitlement Program to **Earned Benefit**
- ✓ Direct Service to **Coordinated Service Model**



# Recent 21<sup>st</sup> Century Scholar Reforms

- ✓ Unified state agencies responsible for higher education policy, student financial aid, proprietary education
- ✓ Emphasized program sustainability and student success
- ✓ Refocused program on student preparation and performance
- ✓ Enhanced communication and outreach support
- ✓ Increased data transparency and visibility



# Related State Policy Reforms

- Rewarding results through **performance-based funding** for Indiana public colleges
- Encouraging college completion and performance through **student financial aid incentives**
- Promoting college completion through required **degree maps** and **course availability-guarantees**



# Program Sustainability



INDIANA COMMISSION  
for  
HIGHER EDUCATION  
[www.che.in.gov](http://www.che.in.gov)



COMPLETION



PRODUCTIVITY



QUALITY

# Program Sustainability

- **Priority on neediest students:** Scholars must demonstrate continued financial need to receive the full scholarship
- **Live within its means:** 21<sup>st</sup> Century fund can no longer overspend its state appropriation
- **Bottom line:** Ensure sustainability by increasing student success and return on investment





# Student Preparation & Performance



# Focus on Student Success

## High School:

- ✓ Raised minimum GPA from 2.0 to 2.5
- ✓ Required Core 40 diploma (minimum)
- ✓ Established clear college-readiness expectations (Scholar Success Program)

## College:

- ✓ Created On-Time Credit Completion Requirements
- ✓ Added flexibility to use aid during summer
- ✓ Expanded college transition and campus support programs



# The New 21<sup>st</sup> Century Scholars Pledge

- ✓ Graduate with at least a **Core 40** high school diploma and a cumulative **2.5 Grade Point Average (GPA)**
- ✓ Complete the **Scholar Success Program** to **plan, prepare** and **pay** for college success
- ✓ Apply for **college admissions** and **financial aid** on time as high school senior
- ✓ **Refrain from** using **alcohol** and **illegal drugs** or committing a **crime** or **delinquent act**
- ✓ **Graduate** from an Indiana college on time



# Scholar Success Program

## Purpose

Increase 21<sup>st</sup> Century Scholars' understanding and completion of specific steps required to successfully access and complete college

## Key Criteria

- Is it ACCESSIBLE?
- Is it IMPACTFUL?
- Is it MEASURABLE?



# Scholar Success Program

## PERFORM Academically

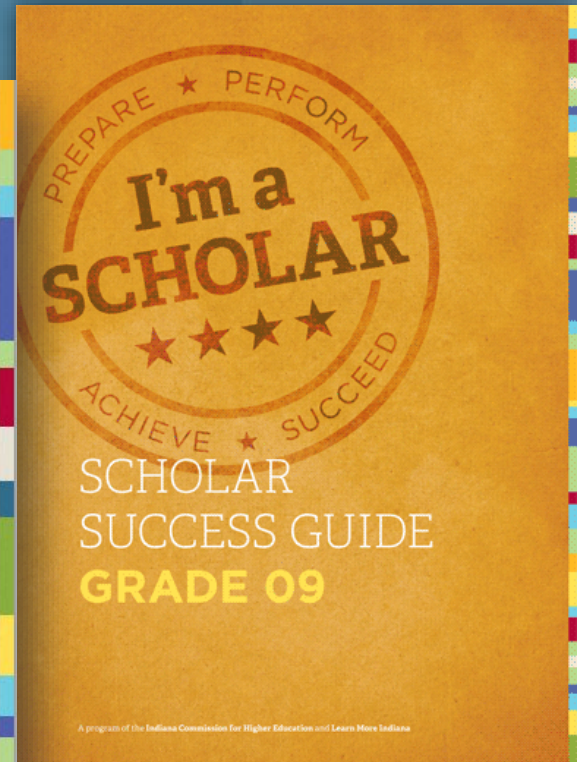
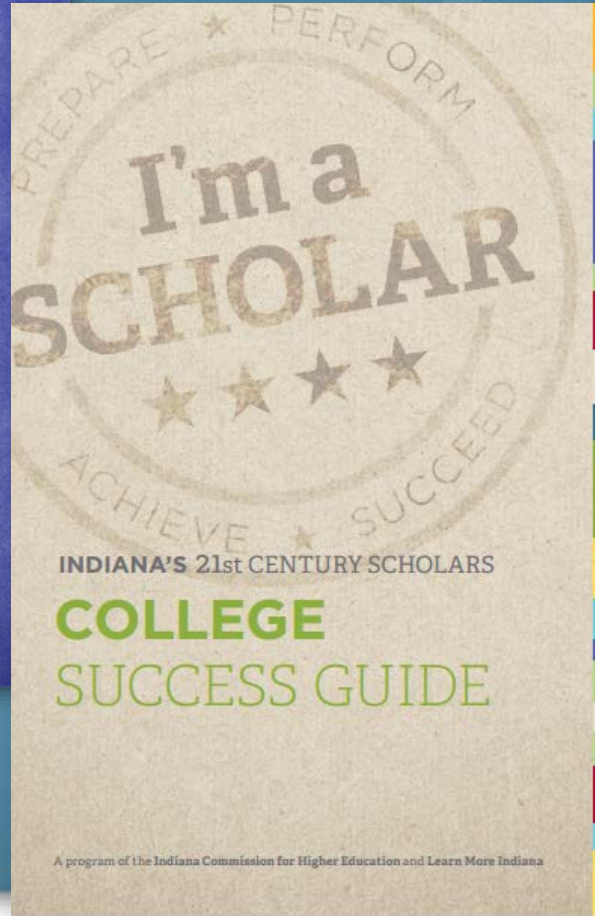

**Core 40 Diploma with 2.5 Grade Point Average (cumulative)**

<b>GRADE</b>	<b>PLAN for college</b>	<b>PREPARE for college</b>	<b>PAY for college</b>
<b>9<sup>th</sup></b>	<b>Graduation Plan</b>	<b>Extracurricular or Service Activity</b>	<b>Paying for College 101</b>
<b>10<sup>th</sup></b>	<b>Career Interest Assessment</b>	<b>Workplace Experience</b>	<b>College Costs Estimator</b>
<b>11<sup>th</sup></b>	<b>College Campus Visits</b>	<b>College Entrance Exam</b>	<b>Scholarship Search</b>
<b>12<sup>th</sup></b>	<b>College Application</b>	<b>College Success 101</b>	<b>FAFSA Filing</b>


# Communication & Outreach Support



# Scholar Success Guides



# Campus Resource Guide





# Scholars.IN.gov

The screenshot shows a web browser window with the address bar displaying [www.in.gov/21stcenturyscholars/](http://www.in.gov/21stcenturyscholars/). The browser's address bar also shows the page title "Learn More Indiana: 21st Century Scholars". The website's navigation menu includes "Students", "Parents", "Counselors", "Resources", "About", and "ScholarTrack". A search bar is located to the right of the navigation menu. The main content area features a circular logo for "21st Century SCHOLARS INDIANA" on the left. In the center is a photograph of a young man named Ozzie, a sophomore at Anderson Preparatory Academy. To the right of the photo are three icons with text: "Enroll" (with a pencil icon), "Succeed in School" (with a book icon), and "Complete College" (with a graduation cap icon). At the bottom of the page are three large buttons: "STUDENTS click here", "PARENTS click here", and "COUNSELORS click here".



# Scholar Track



[Students](#) [Parents](#) [Counselors](#) [Resources](#) [About](#) [Log Out](#)



## ScholarTrack: Student Dashboard

*Welcome, Johnny!*



**Johnny Scholar**

BEN DAVIS NINTH GRADE  
CENTER  
Grade 8

[Edit Profile](#)

### Progress



GRADE 9

Complete Your  
Graduation Plan

[Complete it](#)

Participate in an  
Extra-Curricular  
or Service Activity

[Complete it](#)

Watch "Paying  
for College 101"

[Complete it](#)

GRADE 10

Take a Career  
Interest Assessment

Get Workplace  
Experience

Complete the College  
Costs Estimator

GRADE 11

Make a College  
Campus Visit

Take a College  
Entrance Exam  
(ACT/SAT)

Search for  
Scholarships

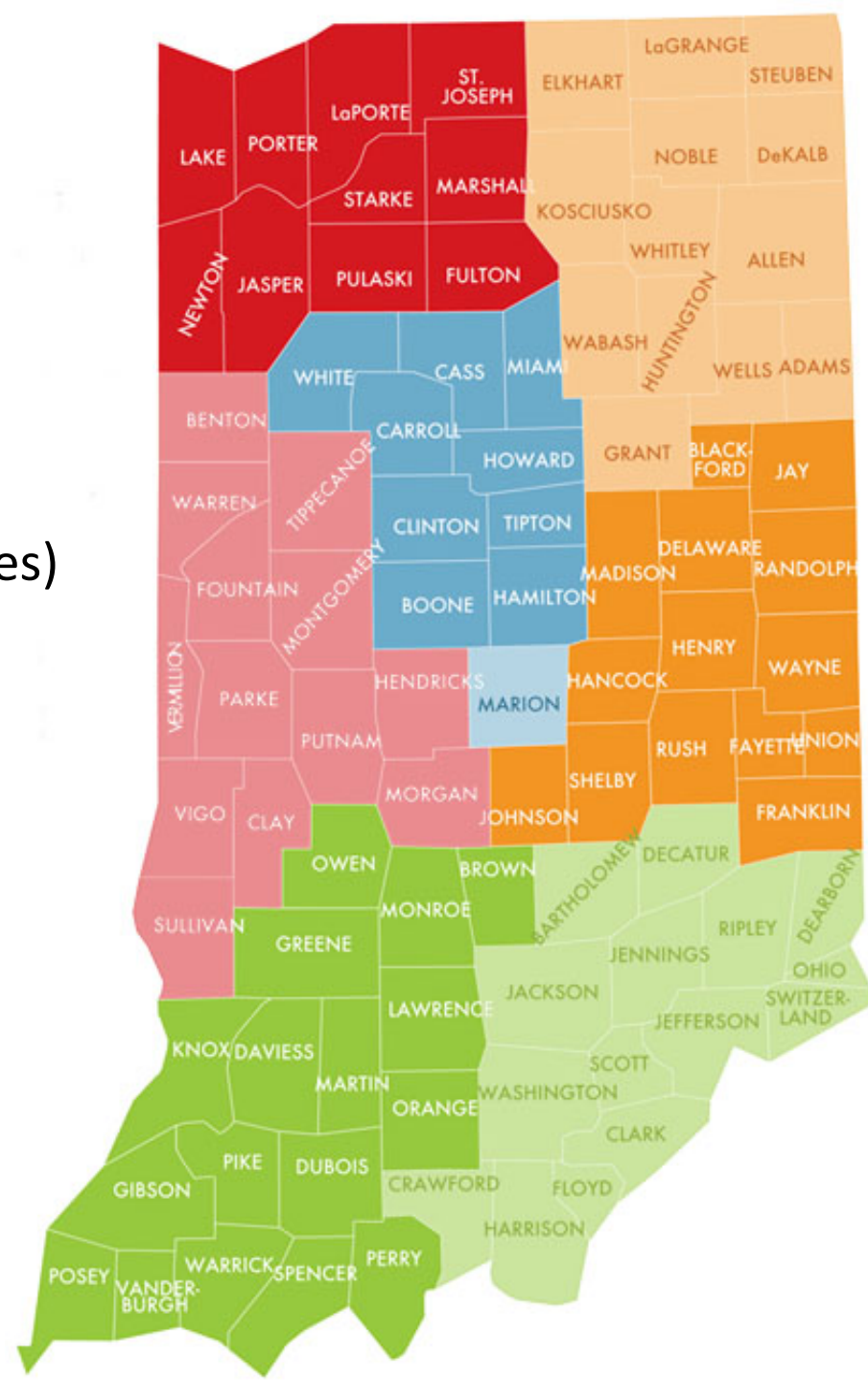
# Coordinated-Service Model

## Outreach Staff

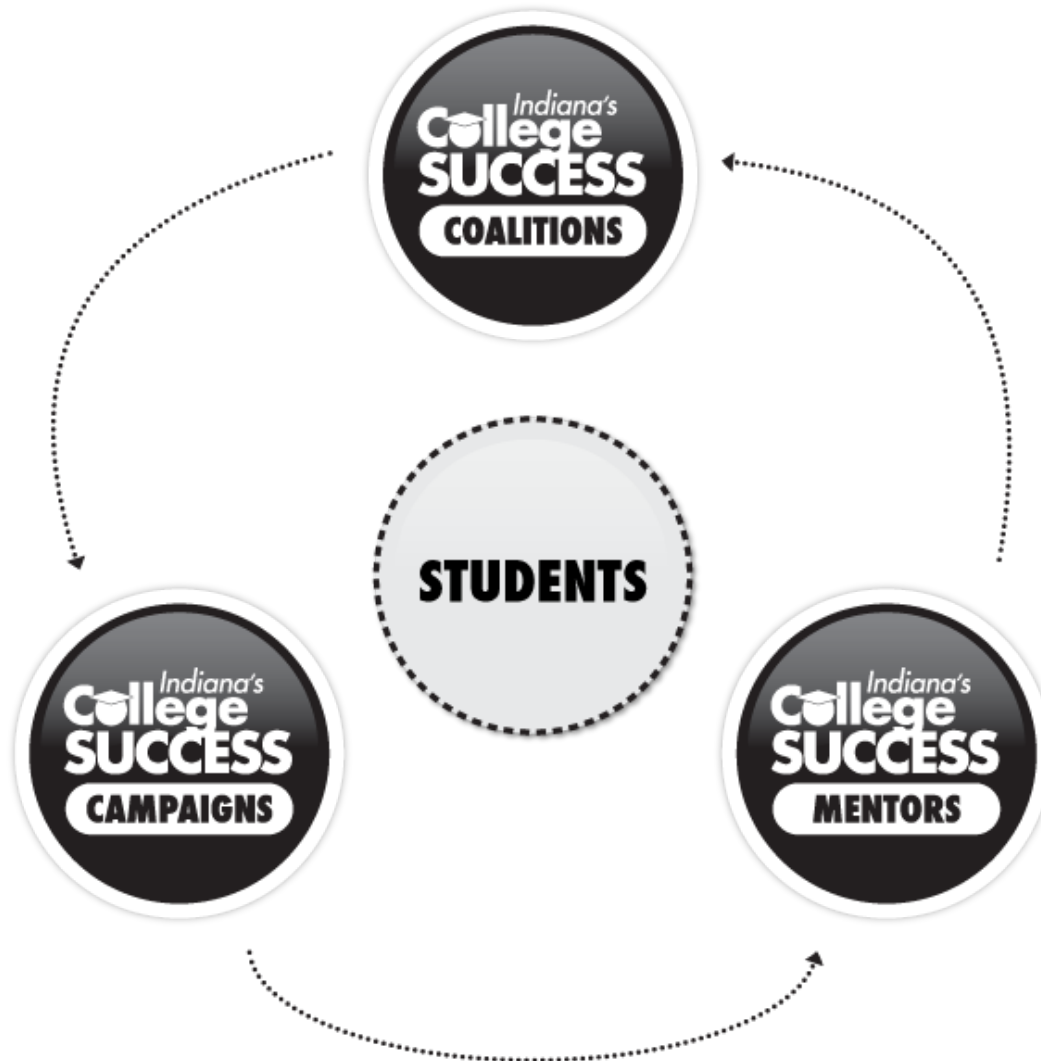
- ✓ Outreach Coordinators (8)
- ✓ ScholarCorps (20 campuses)
- ✓ College Success Coaches (25 campuses)

## Outreach Partners

- ✓ K-12 Schools & Colleges
- ✓ College Success Coalitions
- ✓ Scholar Ambassadors & Alumni



# Continuum of Student Support



# Supporting Student Success



= Expected for Scholars



= Encouraged for All Students

# Data Transparency & Reporting



# 2013 SCHOLAR SCORECARD STATE-LEVEL



## College Access

Indiana students entering college directly after high school

78%

53%

66%

## College Readiness

Indiana students not needing remediation

65%

58%

72%

## College Retention

Indiana students persisting from the first to the second year

72%

64%

75%

## College Performance

Indiana students with a cumulative GPA of 2.5

66%

69%

76%

## College Completion (On-time)

Indiana students who earn an associate within two years  
or a bachelor's degree within four years (100% time)

15%

9%

23%

## College Completion (Extended-time)

Indiana students who earn an associate within three years  
or a bachelor's degree within six years (150% time)

33%

22%

42%

# 2013 SCHOLAR SCORECARD COLLEGE-LEVEL



	College Readiness	College Retention	College Performance	College Completion (On-Time)	College Completion (150% Time)
Ball State University	100%	84%	70%	27%	53%
Indiana State University	83%	76%	61%	15%	38%
Indiana University-Bloomington	89%	91%	80%	42%	68%
Indiana University-East	97%	68%	73%	4%	16%
Indiana University-Kokomo	83%	54%	63%	15%	29%
Indiana University-Northwest	99%	78%	52%	11%	32%
Indiana University-Purdue University-Fort Wayne	87%	68%	63%	5%	23%
Indiana University-Purdue University-Indianapolis	60%	80%	66%	10%	33%
Indiana University-South Bend	93%	66%	62%	1%	18%
Indiana University-Southeast	98%	78%	65%	7%	24%
Ivy Tech Community College (all campuses)	26%	51%	52%	1%	7%
Purdue University-Calumet Campus	83%	79%	70%	6%	37%
Purdue University-North Central Campus	92%	79%	62%	6%	34%
Purdue University-West Lafayette	100%	95%	81%	31%	61%
University of Southern Indiana	81%	78%	65%	14%	39%
Vincennes University	21%	63%	55%	9%	20%
85% of Scholars attend Indiana public colleges 12% of Scholars attend Indiana private colleges 3% of Scholars attend out-of-state colleges					



# Annual Data Report Series

- College Readiness Reports
- College Completion Reports
- Return on Investment Reports



# Indiana College Readiness Report

## 2012 High School Graduates State of Indiana



### High School Graduates Enrolling in College

Breakdown	# of HS Graduates	# Enrolled in College	% Enrolled in College
<b>High School Diploma Type</b>			
Honors	22,169	20,464	92%
Core 40	34,544	21,606	63%
General	11,809	3,078	26%
<b>High School Graduation Waiver Status</b>			
Graduated with Waiver	5,886	1,651	28%
Graduated without Waiver	62,636	43,497	69%
<b>Advanced Placement Status</b>			
Took and Passed an AP Test	10,900	9,936	91%
Took but Did Not Pass an AP Test	12,063	10,553	87%
Did Not Take an AP Test	45,559	24,659	54%
<b>21st Century Scholar Status</b>			
21st Century Scholar	7,943	6,205	78%
Non 21st Century Scholar	60,579	38,943	64%
<b>Socioeconomic Status</b>			
Free or Reduced Lunch	21,047	11,211	53%
Non Free or Reduced Lunch	47,475	33,937	71%
<b>Race/Ethnicity</b>			
White	54,380	36,430	67%
Black	6,566	4,241	65%
Hispanic	4,113	2,134	52%

# Indiana College Readiness Report

## 2012 High School Graduates State of Indiana



### Indiana Public College Students Needing Remediation

Breakdown	# Enrolled in IN Public College	# Needing Remediation	% Needing Remediation	# Earning Remedial Credits	% Earning Remedial Credits
<b>High School Diploma Type</b>					
Honors	14,040	946	7%	863	91%
Core 40	17,119	6,552	38%	4,751	73%
General	2,553	1,987	78%	1,036	52%
<b>High School Graduation Waiver Status</b>					
Graduated with Waiver	1,356	1,111	82%	631	57%
Graduated without Waiver	32,356	8,374	26%	6,019	72%
<b>Advanced Placement Status</b>					
Took and Passed an AP Test	6,462	238	4%	209	88%
Took but Did Not Pass an AP Test	7,668	1,049	14%	861	82%
Did Not Take an AP Test	19,582	8,198	42%	5,580	68%
<b>21st Century Scholar Status</b>					
21st Century Scholar	5,281	1,848	35%	1,287	70%
Non 21st Century Scholar	28,431	7,637	27%	5,363	70%
<b>Socioeconomic Status</b>					
Free or Reduced Lunch	9,117	3,821	42%	2,389	63%
Non Free or Reduced Lunch	24,595	5,664	23%	4,261	75%
<b>Race/Ethnicity</b>					



REACHING HIGHER, ACHIEVING MORE



**INDIANA**  
**COLLEGE**  
**COMPLETION**  
**2014 REPORT**

A clearer and more comprehensive picture  
of college completion in Indiana



# COLLEGE COMPLETION



## Public Two-Year Colleges

# THE COMPLETION DASHBOARD

Traditional college graduation rates - which only account for students starting and finishing at the same campus - are a good indicator of a college's effectiveness. Yet, a closer look at Indiana's completion challenge reveals a more complex picture with many students taking longer to graduate, transferring to other colleges and earning other degrees and credentials. These graduates are also an important part of Indiana's completion picture.

TIME TO COMPLETION	Same Campus and Degree Level		Different Campus or Degree Level		Total Completion	
	FULL-TIME	PART-TIME	FULL-TIME	PART-TIME	FULL-TIME	PART-TIME
Complete within 2 years	5.1%	1.4%	1.3%	0.6%	6.4%	2.0%
Complete within 4 years	16.4%	8.0%	3.9%	2.5%	20.3%	10.5%
Complete within 6 years	20.3%	14.3%	7.9%	4.7%	28.2%	18.9%



# COLLEGE COMPLETION



## Public Two-Year Colleges

# THE COMPLETION GAP

Disparities in college completion rates exist at all levels of Indiana's higher education system. Indiana's statewide two-year college on time graduation rate is 6 percent for the White students, 4 percent for the Hispanic students and 1 percent for the Black students. Overcoming this challenge is essential to offering all Hoosiers a higher quality of life and providing the state with a stronger economy and workforce.

INCOME	COMPLETION RATE	
	Same Campus Same Degree on time	Any Campus Any Degree within 6 yrs
ALL STUDENTS	5.1%	28.2%
FRANK O'BANNON	4.5%	33.8%
SCHOLARS (21st Century)	3.9%	25.8%
PELL	3.5%	23.5%
FEDERAL LOAN	5.7%	27.2%

Frank O'Bannon and 21st Century Scholars are Indiana's need-based financial aid programs.

RACE/ETHNICITY	COMPLETION RATE	
	Same Campus Same Degree on time	Any Campus Any Degree within 6 yrs
ASIAN	5.0%	38.3%
BLACK	1.2%	14.2%
HISPANIC	3.6%	25.9%
WHITE	5.9%	30.6%
OTHER	2.8%	23.0%

Other includes Native American/Alaskan Native, Native Hawaiian/Pacific Islander, Multiracial, and undeclared.



# Key Takeaway

Promise programs can be a powerful driver of college access and success.

**BUT...**

They must provide **clear expectations, structured support and proactive interventions at all levels.**



# Questions?



INDIANA COMMISSION  
for  
HIGHER EDUCATION

[www.che.in.gov](http://www.che.in.gov)



COMPLETION



PRODUCTIVITY



QUALITY