

TACOMA COLLEGE SUPPORT NETWORK

Washington State Legislature College Bound Scholarship Program Work Group



PRESENTERS

- Steve Smith - TCSN co-facilitator
 - Executive Director of Tacoma Office
 - College Success Foundation
 - 253-439-5804
 - ssmith@collegesuccessfoundation.org

- John Page
 - Director of Career & Technical Education
 - Tacoma Public Schools
 - 253-571-1126
 - jpage@tacoma.k12.wa.us

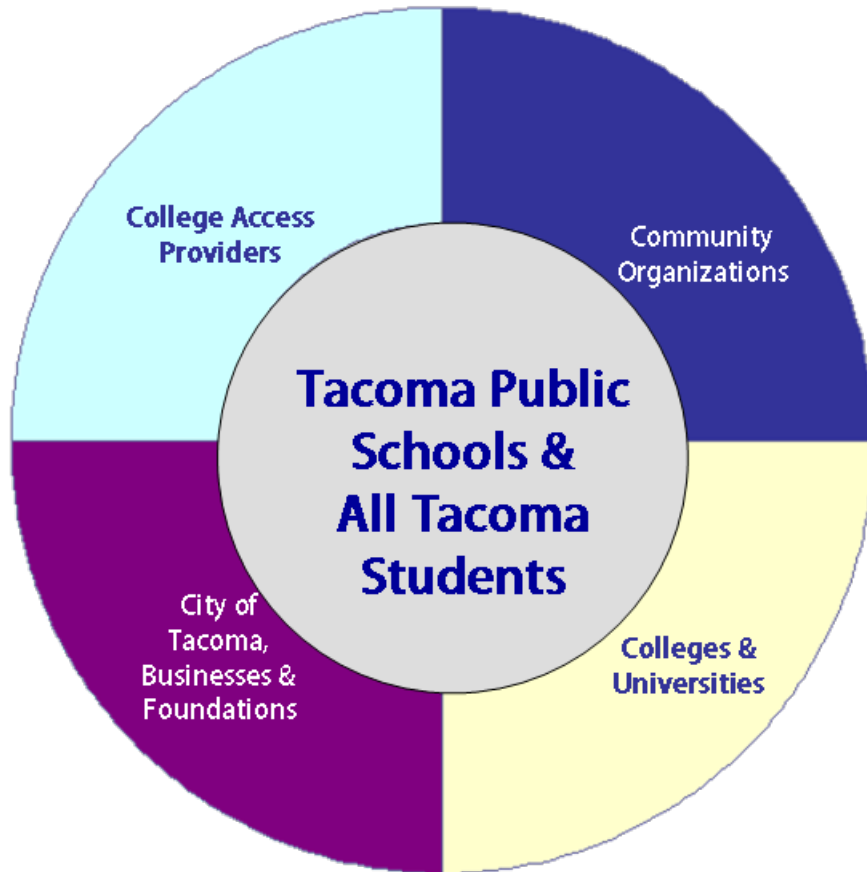


TACOMA COLLEGE SUPPORT NETWORK

- Members of the Tacoma College Support Network (TCSN) adopted a collaboration model that used the strengths of existing Tacoma organizations to support students.
- And, the Washington State **College Bound Scholarship program** was a cause that all Tacoma could enthusiastically support!

TACOMA COLLEGE SUPPORT NETWORK

COLLABORATION MODEL



TACOMA COLLEGE BOUND SCHOLARSHIP STATISTICS

- The percentage of eligible Tacoma students show increases in the number of students applying for the College Bound Scholarship.
 - 2008-2009 = 77% (State = 56%)
 - 2009-2010 = 90% (State = 70%)
 - 2010-2011 = Approx 100% (State = 77%)
 - 2011-2012 = Approx. 100% (State 79%)
 - 2012-2013 = Approx. 100% (State = 80%)
 - 2013-2014 = Approx 100% (State = 89%)



Every Child. One Community. Cradle to College & Career.



6

A COMMUNITY COMES TOGETHER



UNIVERSITY of WASHINGTON | TACOMA



TACOMA COLLEGE SUPPORT NETWORK

REPRESENTATIVE PARTNERS

- **Bates Technical College**
- **Clover Park Technical College**
- **College Success Foundation (CSF) – Tacoma**
- **Foundation for Tacoma Students**
- **Metropolitan Development Council (MDC)**
- **Northwest Leadership Foundation/Act Six**
- **Pacific Lutheran University**
- **Palmer Scholars**
- **Peace Community Center**
- **Pierce College**
- **Stand for Children**
- **Tacoma Community College**
- **Tacoma Housing Authority**
- **Tacoma Public Schools**
- **University of Puget Sound**
- **University of Washington Tacoma**
- **Washington College Access Network**
- **Washington Student Achievement Council**
- **Workforce Central**



TACOMA PRINCIPAL'S OPENING SCREEN



[Manage Staff](#) | [Test Scores](#) | [Grades](#) | [Groups](#)

Select Groups

[Help](#)
[Log Out](#)

AYP: Adequate Yearly Progress

Schools and districts are judged by the performance of the students belonging to the cells in the AYP matrix as a result of the NCLB (No Child left Behind) Federal legislation. Below are the Wilson HS AYP cells.

- [AYP](#)
- [Usage Stats](#)
- [WASL Performance by CC](#)
- [WASL Release Items](#)
- [WASL Past Course/Class](#)
- [Grade 07](#)
- [Grade 08](#)
- [Grade 09](#)
- [Grade 10](#)
- [Grade 11](#)
- [Grade 12](#)
- [WASL by Grad Year](#)
- [WASL by Grade](#)
- Student Search**
- Student ID:
- Last Name:
-
- OSPI Resources**
- [AYP Report Card](#)
- [WASL Trend](#)

Grade 09 (Tested in Grade 08)		Rdg: 67.4% Met					
AYP Category	Number		Math Met %		Rdg Met %		
A	N < 30	28	43.8%	<div style="width: 43.8%;"><div style="width: 43.8%;"></div></div>		81.3%	<div style="width: 81.3%;"><div style="width: 81.3%;"></div></div>
B	N > 30	85	22.5%	<div style="width: 22.5%;"><div style="width: 22.5%;"></div></div>		60.6%	<div style="width: 60.6%;"><div style="width: 60.6%;"></div></div>
H	N < 30	27	25.0%	<div style="width: 25.0%;"><div style="width: 25.0%;"></div></div>		54.2%	<div style="width: 54.2%;"><div style="width: 54.2%;"></div></div>
I	N < 30	6	40.0%	<div style="width: 40.0%;"><div style="width: 40.0%;"></div></div>		60.0%	<div style="width: 60.0%;"><div style="width: 60.0%;"></div></div>
N	N < 30	1					
W	N > 30	297	47.2%	<div style="width: 47.2%;"><div style="width: 47.2%;"></div></div>		69.7%	<div style="width: 69.7%;"><div style="width: 69.7%;"></div></div>
SPED	N > 40	41	7.3%	<div style="width: 7.3%;"><div style="width: 7.3%;"></div></div>		24.4%	<div style="width: 24.4%;"><div style="width: 24.4%;"></div></div>
ELL	N < 40	10	0.0%	<div style="width: 0.0%;"><div style="width: 0.0%;"></div></div>		0.0%	<div style="width: 0.0%;"><div style="width: 0.0%;"></div></div>
Grade 10 (Tested in Grade 08)		Rdg: 63.1% Met					
AYP Category	Number		Math Met %		Rdg Met %		
A	N < 30	24	64.7%	<div style="width: 64.7%;"><div style="width: 64.7%;"></div></div>		70.6%	<div style="width: 70.6%;"><div style="width: 70.6%;"></div></div>
B	N > 30	69	30.9%	<div style="width: 30.9%;"><div style="width: 30.9%;"></div></div>		49.1%	<div style="width: 49.1%;"><div style="width: 49.1%;"></div></div>
H	N < 30	24	36.4%	<div style="width: 36.4%;"><div style="width: 36.4%;"></div></div>		59.1%	<div style="width: 59.1%;"><div style="width: 59.1%;"></div></div>
I	N < 30	8	37.5%	<div style="width: 37.5%;"><div style="width: 37.5%;"></div></div>		75.0%	<div style="width: 75.0%;"><div style="width: 75.0%;"></div></div>
N	N < 30	3	66.7%	<div style="width: 66.7%;"><div style="width: 66.7%;"></div></div>		66.7%	<div style="width: 66.7%;"><div style="width: 66.7%;"></div></div>
W	N > 30	241	56.1%	<div style="width: 56.1%;"><div style="width: 56.1%;"></div></div>		66.0%	<div style="width: 66.0%;"><div style="width: 66.0%;"></div></div>
SPED	N > 40	46	15.2%	<div style="width: 15.2%;"><div style="width: 15.2%;"></div></div>		43.5%	<div style="width: 43.5%;"><div style="width: 43.5%;"></div></div>
ELL	N < 40	10	0.0%	<div style="width: 0.0%;"><div style="width: 0.0%;"></div></div>		0.0%	<div style="width: 0.0%;"><div style="width: 0.0%;"></div></div>

GROUPS LIST

Select
College Bound
Scholars

Monitoring Groups

Group	Type	Auto Update	Owner	Last Update	Students
2010-2011 Football	Alpha List			May 24, 2010	70
9th grade	Criteria	Yes		Jun 16, 2010	140
A/PI	Criteria	Yes		Jun 16, 2010	82
Band Program	Alpha List			Apr 20, 2010	68
Baseball	Alpha List			Mar 10, 2010	30
Birge's SPED Advisory	Alpha List			Sep 21, 2009	28
Boys Basketball Program	Alpha List			Jun 10, 2010	27
Boys Tennis	Alpha List			Dec 18, 2009	17
Boys Track	Alpha List				0
boys track	Alpha List			Mar 4, 2010	70
CBS Grade 10	Criteria	Yes		Jun 16, 2010	61
CBS Grade 9	Criteria	Yes		Jun 16, 2010	109
Cheerleading	Alpha List			May 27, 2010	51
College Bound Scholars	Criteria	Yes		Jun 16, 2010	280

LIST OF COLLEGE BOUND SCHOLARS

Select one of these options to see more detail

CBS (updated daily)

[Edit?](#) | [Delete?](#) | [Autoupdate On](#) | [Print Grade Check](#) | Last Update: 6/16/10
[Rdg History](#) | [Math History](#) | [Contact Info](#)

Group: College Bound Scholars 280 Students		Gr	GPA	Es	MA	S	P	Last Parent Login	WASL Rdg	WASL Math	WASL Wri	Sex	Ethn	SPED	ESL	CBS
🗑️	[Redacted]	10	2.5	0	2	41	3	Mar 18	L2	L1	L3	F	W			✓
🗑️	[Redacted]	08	2.5	0	19	65	0		L2	L1	L2	M	B			✓
🗑️	[Redacted]	10	3.2	0	1	57	0	Feb 26	L3	L1	L3	F	B			✓
🗑️	[Redacted]	08	0.9	3	47	31	7	Feb 18	L3	L2	L2	M	H			✓
🗑️	[Redacted]	09	0.5	3	36	59	1	Sep 28	L3	L3	L4	F	H			✓
🗑️	[Redacted]	10	3.4	0	6	147	8	Jun 1	L4	L3	L3	M	W			✓
🗑️	[Redacted]	10	3.2	0	2	165	0	Mar 25	L2	L2	L3	F	W			✓
🗑️	[Redacted]	08	2.3	1	68	14	0		L4	L3	L3	F	W			✓
🗑️	[Redacted]	09	3.2	0	13	5	0		L4	L2	L3	F	B			✓
🗑️	[Redacted]	08	3.4	0	2	40	82	Jun 15	L4	L4	L3	F	W			✓
🗑️	[Redacted]	08	2.9	0	0	78	17	Jun 15	L2	L1	L3	F	W			✓
🗑️	[Redacted]	10	1.3	1	24	28	19	Jun 11	L4	L3	L4	M	B			✓
🗑️	[Redacted]	09	1.1	1	21	48	1	Dec 4	L4	L3	L2	M	W			✓
🗑️	[Redacted]	08	3.7	0	6	51	51	Jun 15	L3	L1	L3	F	W			✓
🗑️	[Redacted]	08	1.7	2	33	27	6	Apr 23	L2	L1	L1	M	W			✓
🗑️	[Redacted]	10	3.6	0	12	1	0		L	L		M	B	✓		✓
🗑️	[Redacted]	09	1.1	2	33	52	53	May 27	L3	L1	L3	F	W			✓
🗑️	[Redacted]	10	2.1	1	12	177	2	Oct 16	L2	L2	L2	F	W			✓
🗑️	[Redacted]	10	2.5	0	12	141	1	Oct 7	L3	L1	L2	M	B			✓

STUDENT TEST HISTORY

Test History Summary

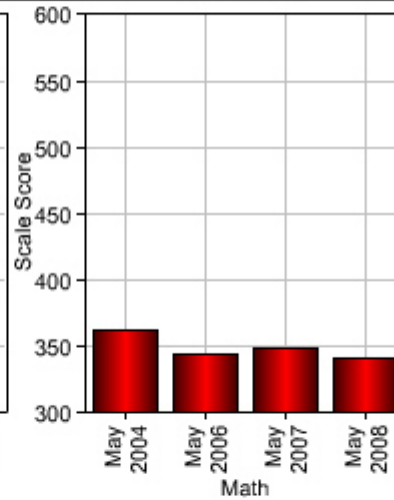
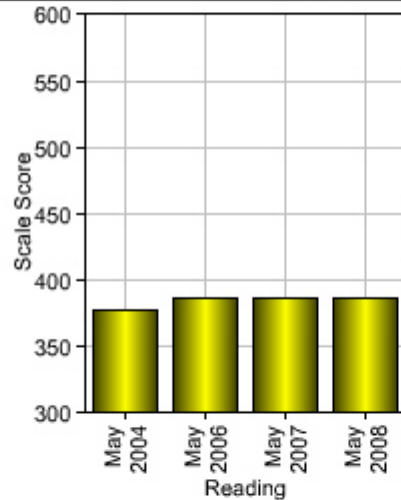
June 24, 2010

Name: _____
Student ID: _____

School: _____
Grade: 10

WASL Scores A Level of 3 or higher = Met Standard NT = Not Tested

Grade	Reading	Writing	Math	Science
08 May 08	NOT MET L2		NOT MET L1	NOT MET L2
07 May 07	NOT MET L2	MET L3	NOT MET L1	
06 May 06	NOT MET L2		NOT MET L1	
05 May 05				NOT MET L1
04 May 04	NOT MET L2	NOT MET L2	NOT MET L1	



District Math Scores

Date	Gr	Totals		Core 1			Core 2			Core 3			Core 4		
		Raw Score	Correct	Raw Score	Pts Poss	Correct	Raw Score	Pts Poss	Correct	Raw Score	Pts Poss	Correct	Raw Score	Pts Poss	Correct
Jun 10	HS	7	32%	Strand Not Tested			0	4	0%	3	4	75%	3	9	33%
Mar 10	HS	3	14%	Strand Not Tested			0	1	0%	0	4	0%	3	16	19%
Jan 10	HS	9	41%	0	1	0%	2	3	67%	3	7	43%	4	11	36%
Nov 09	HS	8	36%	1	1	100%	2	9	22%	5	12	42%	Strand Not Tested		

STUDENT CLASS INFORMATION

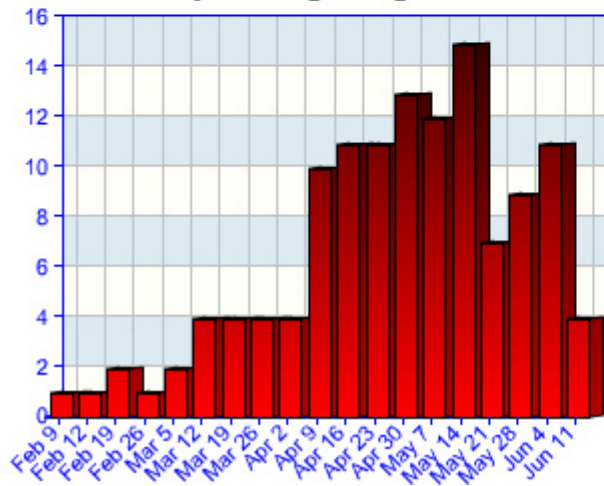
STUDENT INFORMATION GPA of the 6 Classes Online: 2.5

[Test History](#)

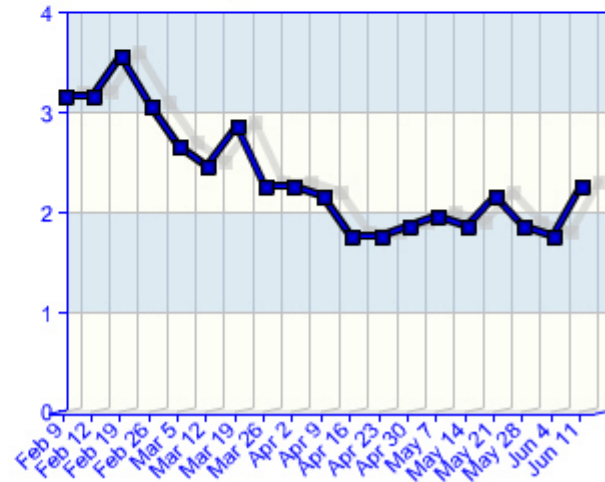
2 Missing Assignments

Per	Class	Teacher	Grade	Absent	Tardy	Missing Work	Grade Percent	Points	Last Update
1	SOPH ENG 2 HONORS		C-	0	0	0	71.2%	1348/1894	6/15/10
2	ALGEBRA 2		C-	0	0	0	70.7%	63.66/90	6/15/10
3	HEALTH 2		B	0	0	0	86.6%	86.59/100	6/15/10
4	WORLDHISTORY2HONORS		C	0	0	0	74.4%	522/702	6/11/10
5	CERAMICS/TILE 2		A-	0	0	2	92.5%	92.51/100	6/15/10
6	BIOLOGY 2 HONORS		B	0	0	0	83.0%	1538/1853	6/14/10
HR	Homeroom		Online Grade Not Available for this Class						

Weekly Missing Assignments



Weekly GPA Semester 2





SUPPORTS & COLLABORATIONS

14



College Bound Saturday

The Tacoma Scholars Conference



Who: Tacoma 9th, 10th, 11th & 12th Grade College Bound Scholars

When: Saturday, April 19th, 2014

Where: University of Washington — Tacoma, Philip Hall

Time: 8:30 am — Registration/Light Refreshments

9:00 am— Student and Parent Sessions

12:10-12:30 pm — Closing Ceremony

GETTING THERE: Ride Pierce Transit or drive to the Tacoma Dome Station (South Building), 424 E. 25th Street. There is ample free parking. Free access to UW-Tacoma is available every 12 minutes via Link Light Rail, beginning at 7:48 a.m., from the Tacoma Link station at 424 E. 25th Street.

CONFERENCE HIGHLIGHTS

- Create a plan: set goals, identify steps, take action!
- Voices of experience: students and parents share tips for success
- Learn how to get your College Bound Scholarship
- Connect with colleges and community organizations

For More Information Contact:

Judi Brown at (253) 439-5807

COLLABORATIONS



- Gold Star Reception
- Tacoma Colleges and Universities
- WSAC-CBS and TCSN
 - Application design and process
 - Data sharing

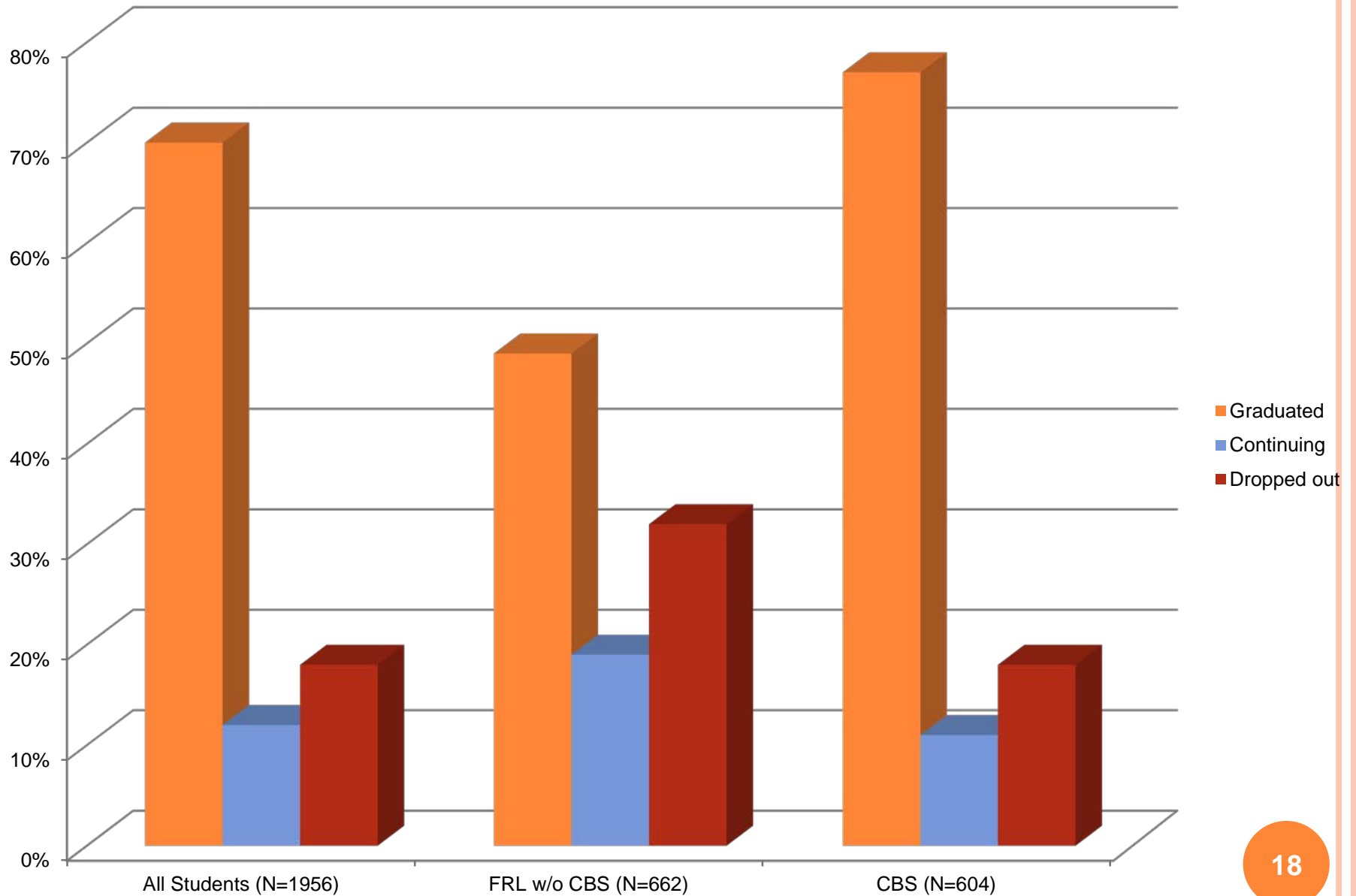


OUTCOMES

17



2014 Tacoma On-time Graduation Rates



CONCLUDING THOUGHTS



- The work of the **Tacoma College Support Network** has been successful because of.....
 - Effective partnerships of community organizations
 - Good participation by Tacoma colleges/universities
 - Commitment from TPS administration to close the achievement gap and help all students be college and career ready
 - Buy-in from schools and school staff to improve college and career readiness
 - The development of a strong TPS data system and the willingness of TPS to share the data with partners