



Activities Supporting Recreational Boating in Washington

Proposed Final Report

Joint Legislative Audit & Review Committee

December 1, 2010

Fara Daun, JLARC Staff

Report Provides New Information About State Recreational Boating in WA



- A comprehensive identification of state recreational boating activities
- A compilation of state's boating-related revenues and expenditures
- An identification of structural organization and state agency roles in state recreational boating
- A comparison of Washington to 33 other states

What State Activities Support Recreational Boating in Washington?



Washington
Engages in 30
State Recreational
Boating Activities



Boating Activities Fall into Four Categories



Boater Safety
& Education

Marine Law
Enforcement

Infrastructure
& Access

Environmental
Boating

What Are the Revenue Sources for State Recreational Boating Activities?



In 2007-09,
Washington Collected
or Received \$70.9
Million in Boating-
Related Revenues
from 31 Sources



What Are the Expenditures for State Recreational Boating Activities?



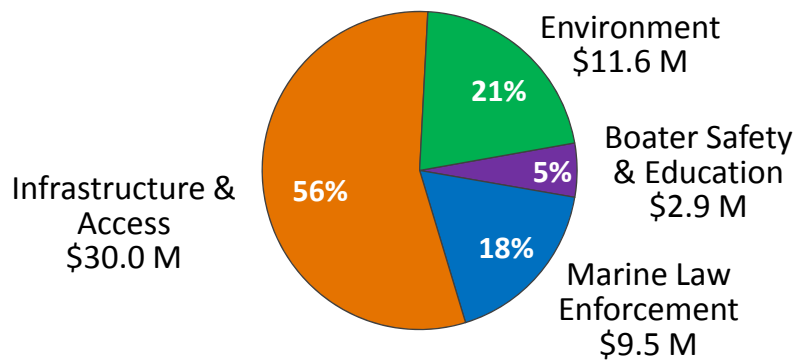
In 2007-09,
Washington Spent
\$54 Million on State
Recreational
Boating Activities



Most Recreational Boating Expenditures Are for Infrastructure and Access



(\$ in Millions)



Source: JLARC analysis of LEAP and agency financial data.

Total: \$54.0 M

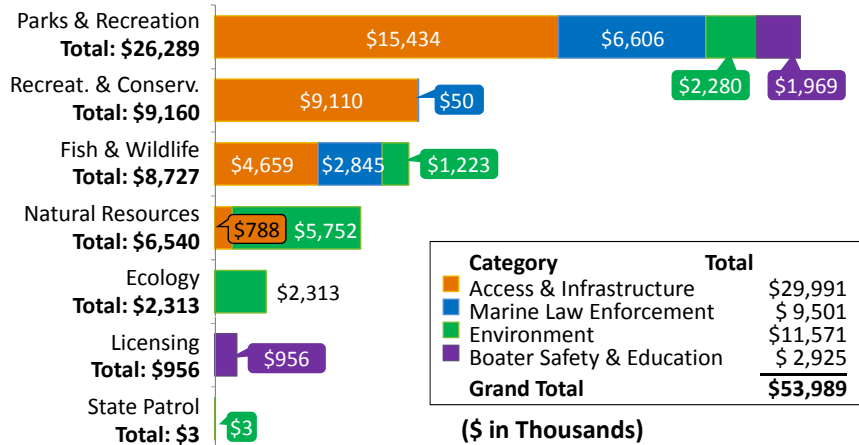
What Is the Organizational Structure of State Recreational Boating in Washington?



Washington's State Recreational Boating Activities Are Decentralized but Coordinated



Seven State Agencies Are Involved in State Recreational Boating Activities

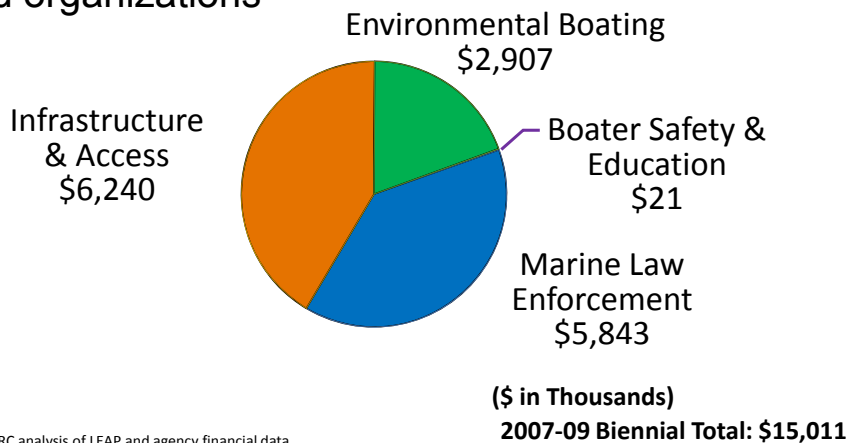


Note: Difference between sum and total due to rounding.
Source: JLARC analysis of LEAP and agency financial data.

Washington's Organizational Structure Includes Local Governments



Over \$15 million in grants to local governments and organizations



Source: JLARC analysis of LEAP and agency financial data.

State Agencies Collaborate on a Range of Boating Activities



- Boating Safety Council
- Invasive Species Council
- Boating Programs Advisory Committee
- Oil Spill Advisory Council (*repealed 2010*)
- Pacific Oil Spill Prevention & Education Team
- Clean Vessel Environmental Advisory Committee
- Agency Boating Committee (ABC)
 - Currently developing Overwater Structure Standards
 - boat.wa.gov website

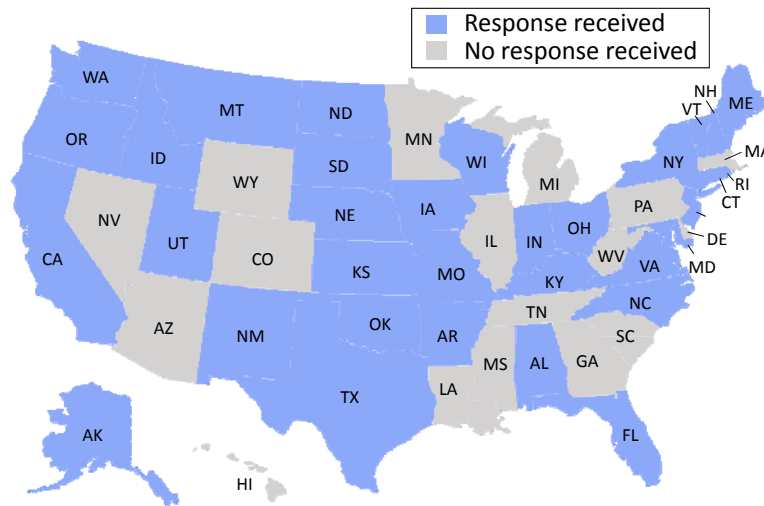
Report pp. 15-16, Appendix 8 State Activities Supporting Recreational Boating in WA December 1, 2010 11

Boat.wa.gov Provides Washington Boating Information in One Place



Report Page 16 State Activities Supporting Recreational Boating in WA December 1, 2010 12

JLARC Received Survey Responses From 33 States' Boating Law Administrators



Source: JLARC survey of state boating administrators.

Report Page 17

State Activities Supporting Recreational Boating in WA

December 1, 2010

13

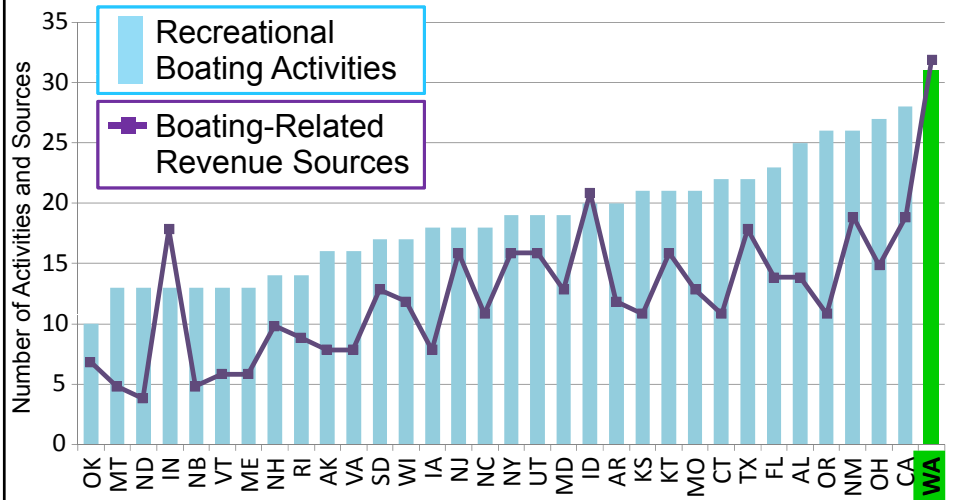
How Do Washington's Activities and Revenues Compare to Other States?



Washington Has More State Recreational Boating Activities and More Boating-Related Revenue Sources Than Other States



States With More Activities Are Likely to Have More Boating-Related Revenue Sources



Report Page 22

State Activities Supporting Recreational Boating in WA

December 1, 2010

15

Challenging to Make Meaningful Funding Comparisons Between States



- States using the same revenue sources to support boating may look very different
- Same revenue sources may be deposited to different kinds of accounts in different states
 - State's General Fund
 - Funds dedicated to boating
- 17 of 33 responding states receive no General Fund dollars
- Some boating-related revenues may be distributed directly to local government

Report Page 21

State Activities Supporting Recreational Boating in WA

December 1, 2010

16

How Does Washington's Organizational Structure Compare to Other States?



Washington Is Less Centralized but Has More Interagency Coordination Than Most Other States



The Lead Boating Agency in 13 States Is a Multi-Type Agency



- Multi-Type Agencies are large agencies with jurisdiction over more than 3 arenas
- The lead agency in all but 3 Single-Agency states is a Multi-type agency
- Only 2 states are headed by an agency that is a boating agency and these 2 states have a decentralized structure
 - Oregon (5 agencies)
 - California (6 agencies)

Washington Has More Cross-Agency Working Groups Than Most Other States



State	# of Groups	Type of Working Group				
		Interagency	Boating Safety	Aquatic Invasive Species	Oil/Fuel Spill	Sanitation
Arkansas	2		Yes			Yes
New York	2		Yes	Yes		
Oregon	2			Yes	Yes	
California	3	Yes		Yes	Yes	
Texas	5	Yes	Yes	Yes	Yes	Yes
Utah	5	Yes	Yes	Yes	Yes	Yes
Washington	5	Yes	Yes	Yes	Yes	Yes

Source: JLARC survey of State Boating Law Administrators.

JLARC Analyzed Relationships Between Structure, Activities & Revenue Sources



JLARC found:

- **No relationship** between centralization and number of :
 - State recreational boating activities; or
 - Boating-related revenue sources reported.
- States where the Boating Law Administrator was in a Law Enforcement Office were less likely to engage in environmental or infrastructure and access activities

Contact Information



Fara Daun
360-786-5174
F.Daun@leg.wa.gov
www.jlarc.leg.wa.gov